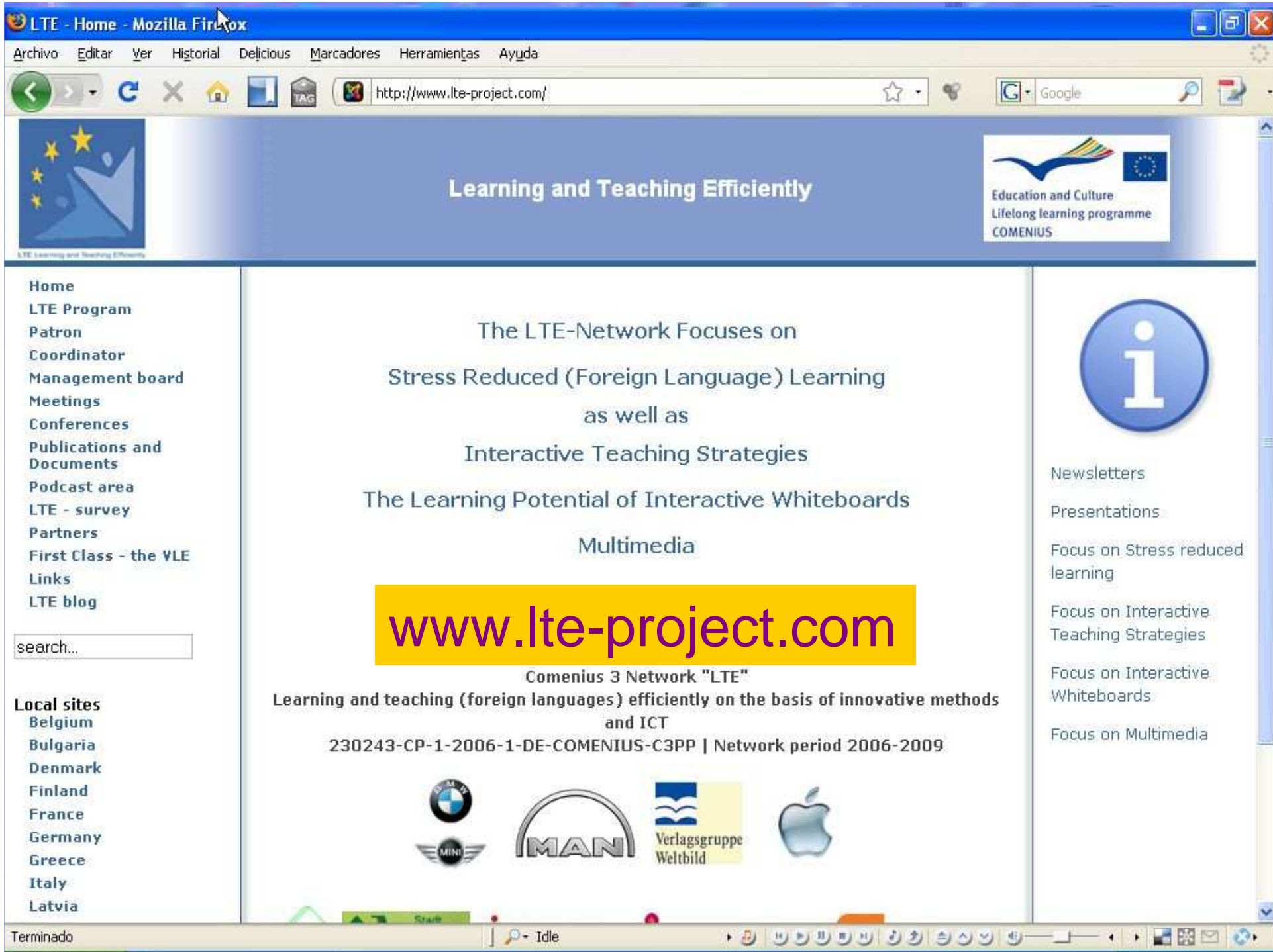


LTE



*Learning and Teaching Efficiently
on the basis of Innovative
Methods and ICT.*

**Presenter: Marian Aleson
Universidad de Alicante**



Learning and Teaching Efficiently

- Home
- LTE Program
- Patron
- Coordinator
- Management board
- Meetings
- Conferences
- Publications and Documents
- Podcast area
- LTE - survey
- Partners
- First Class - the VLE
- Links
- LTE blog

search...

- Local sites
- Belgium
 - Bulgaria
 - Denmark
 - Finland
 - France
 - Germany
 - Greece
 - Italy
 - Latvia

The LTE-Network Focuses on
 Stress Reduced (Foreign Language) Learning
 as well as
 Interactive Teaching Strategies

The Learning Potential of Interactive Whiteboards
 Multimedia

www.lte-project.com

Comenius 3 Network "LTE"
 Learning and teaching (foreign languages) efficiently on the basis of innovative methods
 and ICT
 230243-CP-1-2006-1-DE-COMENIUS-C3PP | Network period 2006-2009



- Newsletters
- Presentations
- Focus on Stress reduced learning
- Focus on Interactive Teaching Strategies
- Focus on Interactive Whiteboards
- Focus on Multimedia

Objectives

Contents and Objectives of National Curricula

Best Practices

Foreign-language learning

- Innovation
- ICT
- Stress-reduced

- to create a platform for existing and new projects

DISSEMINATION

Cooperation

- Stress-reduced Learning
- Innovative Guidelines
- Surveys on Multimedia and IWB use

interested schools



New Projects

- Applications
- Innovative Ideas
- Support
- Finding Partners
- Conferences: Augsburg 2009

Para ver esta película, debe disponer de QuickTime™ y de un descompresor .

LTE main FOCUS

- **Stress-reduced**
learning

- **Innovation &**
Effective Learning

- **Multimedia**

- Interactive **Whiteboards**



Stress-reduced Learning

LTE conducts research in
15 European Countries

310 teachers with about 7000 students

Innovation in Learning and Teaching Interaction, Reflection and ICT

DEVELOPMENT & STUDY

- gu
- tec
- mo
- tec
- int

INNOVATION:

To produce something unutilised
done or experienced or

To be ahead of the times in utilising
advanced teaching methods

Constructivism

Multiple Intelligences

Motivation

Communication

Collaboration

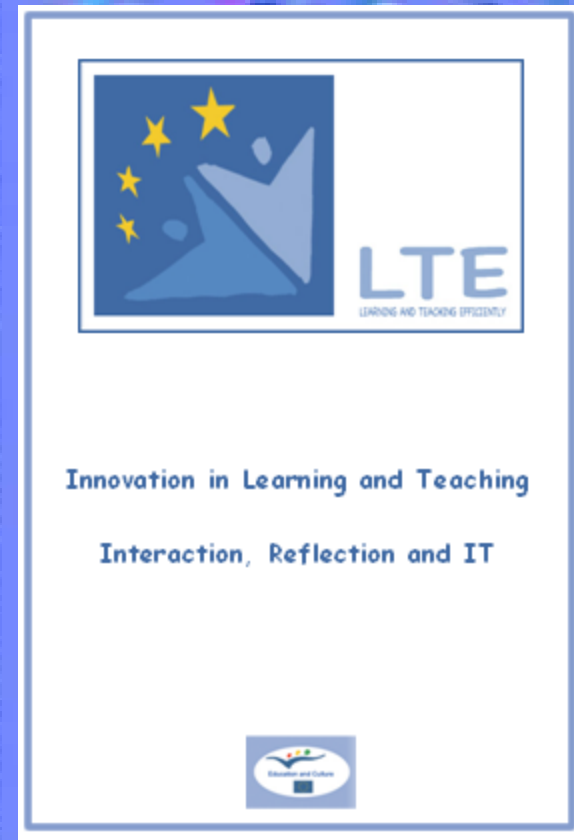
Learning is a
Process

Achievement



□ Best Practices

Guidelines for Interactivity in Learning



KEY THEMES

- IT – Interaction for teacher trainees
- IS – Interaction for students
- RT - Reflection for teacher trainees
- RS – Reflection for students
- TS - Technology for students

IS2 Oral Presentation Videos

Level:	From Intermediate to advanced
Age Group:	12 years and above
Aim:	To deal with presentations
Objectives:	To listen to presentations, to reflect on and to talk about presentations
Duration:	30 minutes approximately
Keywords:	Group work
Summary:	Before students give an oral presentation, it might be a good idea to revise and reflect on the techniques to give an effective presentation.

Preparation:

The teacher sources two presentations for an example of an effective presentation and an example of a not so effective presentation. The teacher prepares some questions about the presentations. The classroom must be equipped with a PC, projector and a connection to the internet.

Presentation Tips:

- The visual aids the presenter uses should be legible, appropriate, accurate, meaningful and interesting.
- The presenter should use a good vocal tone, deliver at an appropriate pace, speak with clarity, be expressive, and talk at an appropriate volume.
- The presenter should pay correct pronunciation, grammar and vocabulary.
- The presenter's body language should ensure that eye contact is made with the audience, he/she uses appropriate facial expression, gestures, and posture.
- The content of the presentation should include an introduction, a logical main body and an appropriate close.

Delivery:

The teacher explains the activity, the students watch the two oral presentations and then the teacher asks questions about the effectiveness of the presentations. Group 1 will answer the questions about the first presentation and group 2 will answer the questions about the second one. The groups will decide which is the most effective presentation and a student from each group will report to the rest of the class.

Evaluation:

The teacher will take notes of the students who have participated. Since the aim is to develop fluency, students' mistakes will not be taken into account.

Reference used:

http://www.ell.eu/education/intermediate/sequence/ESL_L150%20Oral%20Presentations/Unit%2010%20index.html

www.lte-project.com

Teachers Involved

- Choose 1 Guideline
- Use it
- Give us feedback

CONTACT

mt.morell@ua.es

aleson@ua.es

rvde@versateladsl.be

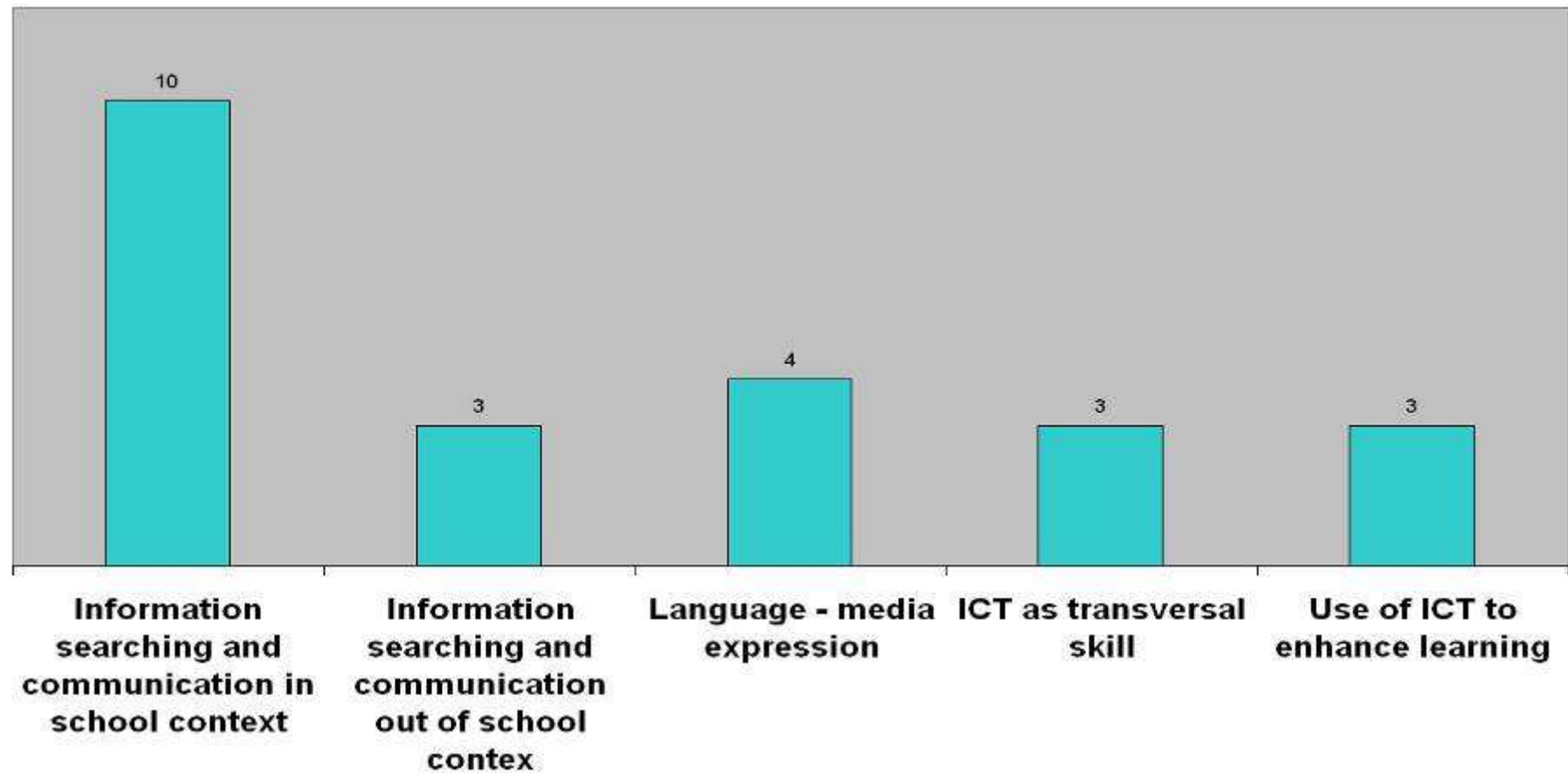
ICT

- Innovation
- Widen participation, interaction
- Increase engagement, motivation
- Raising Performance
- Quality of learning
- Interaction
- Administrative Work
- Multimedia
- Self-study, LLP
- Attention to diversity, Learning styles



ICT

ICT as part of Language learning Curricula - per category



Whiteboards

- integrate **ICT** into lessons
- encourages **spontaneity & flexibility**,
- save and print the board
- can share and re-use materials,
- are easy to use



inspires Innovative pedagogy

Aggregators Folksonomy Wikis User Centered Joy of Use
Blogs Participation Six Degrees Usability Widgets
Pagerank XFN Social Software FOAF Browser
Recommendation Sharing Collaboration Perpetual Beta Simplicity AJAX
Videocasting Podcasting Audio IM Video Design
Convergence Web 2.0 CSS Pay Per Click
UMTS Mobility Atom XHTML SVG Ruby on Rails VC Trust Affiliation
OpenAPIs RSS Semantic Web Standards SEO Economy
OpenID Remixability REST Standardization The Long Tail
DataDriven Accessibility Microformats Syndication XML
Modularity SOAP

Multimedia

“A combination of several media types in a single digital object or collection, e.g. images, audio, video...”

Digital Learners

NEW PROJECTS

Connected
with
LTE

IDEAS

Language through content

Multimodality

Vocabulary and VLEs

Collaborative learning

Vocational Education

Reflexion and teacher training

Students' language creativity

Learning to learn

The European Diet

LTE

Development of Multimedia Materials

VLE, Computers and Interaction

Learning Awareness

Pre-school and ICT

The Ideal City

Second Life schools

Vocabulary & Second Life

Stress & discipline

INNOVATION

ICT
MULTIMEDIA
INTERACTION
REFLECTION
WHITEBOARDS
STRESS-REDUCED LEARNING

LONG LIVE **LEARNING!!!**



**THANKS for your
ATTENTION!!!!**

www.lte-project.com



aleson@ua.es

Marian Aleson

University of Alicante