

Study on the Optoelectronic and Semiconducting Properties of Conjugated Polymers Composed of Thiazolo[5,4-d]thiazole and Arene Imides Linked by Ethynylene Bridges

Mónica Moral, Andres Garzon, Jesus Canales-Vázquez, and Juan Carlos Sancho-García

J. Phys. Chem. C, **Just Accepted Manuscript** • DOI: 10.1021/acs.jpcc.6b07240 • Publication Date (Web): 07 Oct 2016

Downloaded from <http://pubs.acs.org> on October 13, 2016

Just Accepted

“Just Accepted” manuscripts have been peer-reviewed and accepted for publication. They are posted online prior to technical editing, formatting for publication and author proofing. The American Chemical Society provides “Just Accepted” as a free service to the research community to expedite the dissemination of scientific material as soon as possible after acceptance. “Just Accepted” manuscripts appear in full in PDF format accompanied by an HTML abstract. “Just Accepted” manuscripts have been fully peer reviewed, but should not be considered the official version of record. They are accessible to all readers and citable by the Digital Object Identifier (DOI®). “Just Accepted” is an optional service offered to authors. Therefore, the “Just Accepted” Web site may not include all articles that will be published in the journal. After a manuscript is technically edited and formatted, it will be removed from the “Just Accepted” Web site and published as an ASAP article. Note that technical editing may introduce minor changes to the manuscript text and/or graphics which could affect content, and all legal disclaimers and ethical guidelines that apply to the journal pertain. ACS cannot be held responsible for errors or consequences arising from the use of information contained in these “Just Accepted” manuscripts.

1
2
3
4
5
6
7
8
9
10
11
12
13
14

Study on the Optoelectronic and Semiconducting Properties of Conjugated Polymers Composed of Thiazolo[5,4-*d*]thiazole and Arene Imides Linked by Ethynylene Bridges

15
16
17
18
19

Mónica Moral,^{*a,c} Andrés Garzón,^b Jesús Canales-Vázquez,^a and Juan C. Sancho-García.^c

20
21
22
23

* Corresponding author: monicamoralm@gmail.com

24
25
26
27

^a Renewable Energy Research Institute, University of Castilla-La Mancha. Paseo de la Investigación 1, 02071, Albacete, Spain.

28
29
30
31

^b Department of Physical Chemistry, Faculty of Pharmacy, University of Castilla-La Mancha. Paseo de los Estudiantes, 02071, Albacete, Spain.

32
33
34

^c Department of Physical Chemistry, University of Alicante, 03080, Alicante, Spain

35
36

ABSTRACT

37
38
39
40
41
42
43
44
45
46
47
48
49
50
51
52
53
54
55

A set of engineered crystalline polymers containing thiazolo[5,4-*d*]thiazole and arene imides linked by ethynylene bridges have been modelled by means of Density Functional Theory (periodic boundary) calculations. A large set of relevant electronic properties related to the opto-electronic and semiconductor character of these systems, such as optical band gap, frontier molecular orbital energy levels, electron affinity, ionization potential, reorganization energy, and electronic coupling between neighboring polymer chains were obtained. We further discuss the effect of the ethynylene linkages, the presence of heteroatoms in thiazolo[5,4-*d*]thiazole rings, and

1
2
3
4
5
6 the number of fused rings in the repeating unit on the electronic properties, for
7 disclosing useful structure-property relationship.
8
9

10 11 12 13 **INTRODUCTION**

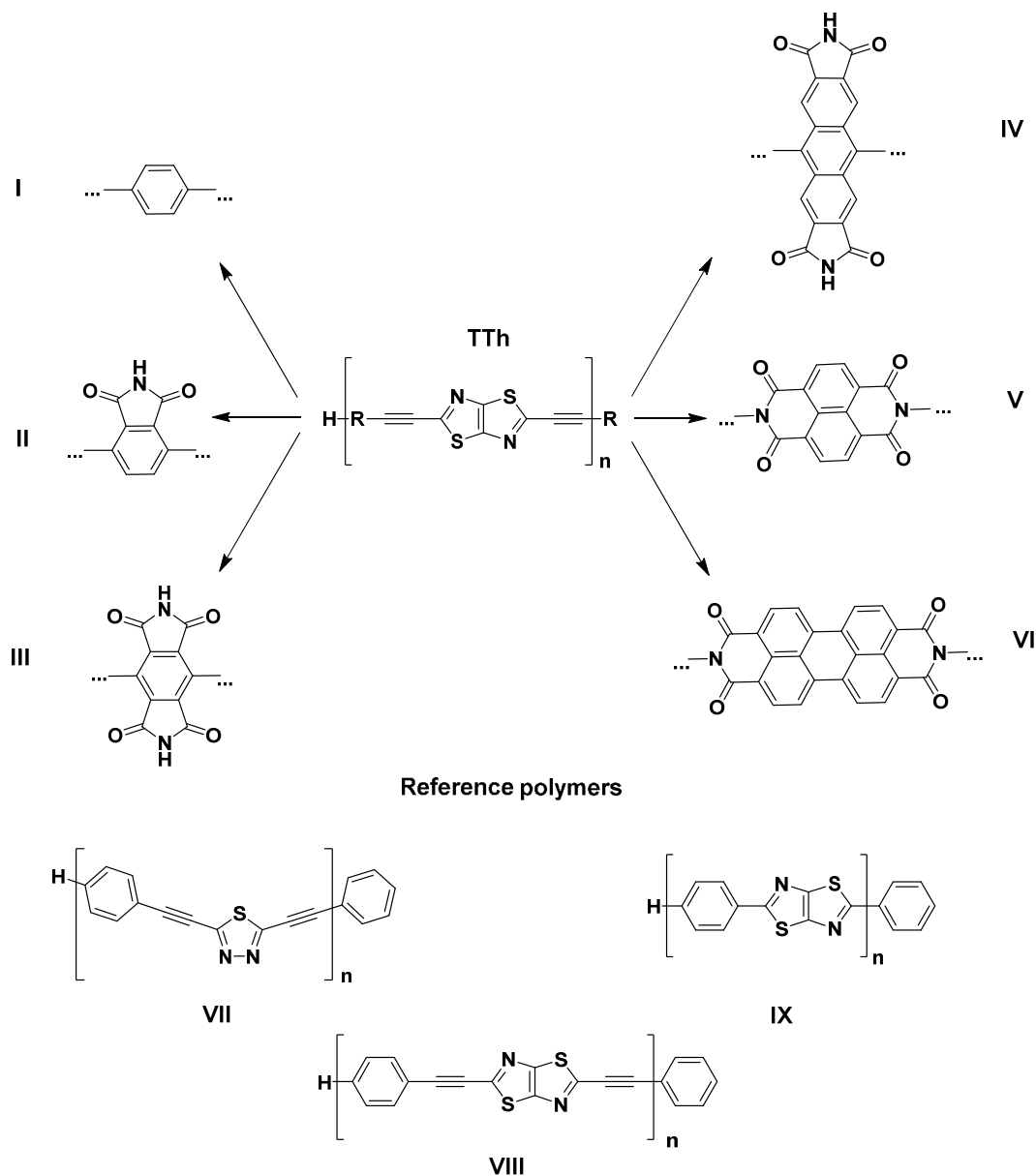
14
15 New electronic materials are under development for their use in (now
16 conventional) applications, for large-area electronics such as field-effect transistors and
17 photovoltaic cells as well as newly emerged applications, namely integrated sensors,
18 medical imaging arrays, printed radio frequency identification devices, and light-
19 emissive flexible displays, among others, all of them requiring both *p*- and *n*-type
20 components.¹⁻³ The performance of organic-based devices does not necessarily exceed
21 the level of performance of inorganic semiconductor technologies, though organic
22 materials allow the production of cost-effective, large-area and mechanically flexible
23 electronic devices via solution-based high-throughput patterning techniques.^{2,3} The use
24 of organic semiconductors in organic light-emitting diodes (OLEDs), organic solar cells
25 (OSCs), organic thin-film transistors (OTFTs), which in turn can be used for medical
26 and chemical sensing, and organic electrochromic devices as smart-windows and
27 electrochromic mirrors currently attracts a great interest worldwide.¹⁻⁴ The organic
28 materials employed in electronic devices are generally divided into two groups: small
29 molecules (or oligomers) and polymers, which shows different advantages or
30 disadvantages in terms of processability and device performance. In general, higher
31 mobilities have been reported for electronic devices fabricated with semiconductors of
32 moderate size than for those fabricated with polymers. Nevertheless, scaling up these
33
34
35
36
37
38
39
40
41
42
43
44
45
46
47
48
49
50
51
52
53
54

1
2
3
4
5
6 results into a reliable and large-area manufacturing process has proven challenging. The
7
8 typically low viscosity of small molecule formulations may limit the device processing.
9
10 In addition, the anisotropy of the electronic mobility and mobility loss at the grain
11
12 boundaries, could alter the optimal performance from device to device, which cannot be
13
14 tolerated in certain electronic applications.¹
15
16

17
18 In this framework, we have chosen, poly(aryl-ethynylene)s (PAEs) polymers
19
20 that exhibit promising semiconducting and optoelectronic properties, especially when
21
22 containing electron-donating and electron-accepting heterocycles linked by ethynylene
23
24 bridges (-C≡C-).⁵⁻⁸ Different research groups have investigated the use of PAEs and
25
26 hyperbranched PAEs as molecular wires, OLEDs, OSCs, OTFTs and fluorescent
27
28 chemical sensors.⁹⁻¹⁴ The interesting electronic properties exhibited by PAEs can be
29
30 related to the axial symmetry of ethynylene groups, which allows to maintain the
31
32 conjugation (note that between adjacent aryl groups at different relative orientations
33
34 rotational barriers are as small as 1 kcal mol⁻¹ in these cases)¹⁵⁻²⁰ across the whole
35
36 molecular backbone.
37
38

39
40 In 2005, Yamamoto and co-workers reported the preparation of an
41
42 electrochemically active PAE including 1,3,5-thiadiazole (Th) as electron-accepting
43
44 heterocycle.^{5,6} During the last years, we have investigated the molecular structure and
45
46 electronic properties of series of PAEs containing Th as electron-accepting group linked
47
48 to phenylene and -C≡C- bridges by means of Density Functional Theory (DFT)
49
50 calculations.¹⁹⁻²³ Their interesting electronic properties make them suitable candidates
51
52 for their use as organic semiconductors. Going one step further, thiazolo[5,4-*d*]thiazole
53
54
55
56
57
58
59
60

1
2
3
4
5
6 (TTh) is also an electron-deficient molecule, chemically related to Th, which has been
7 used in the formulation of electrochemically active oligomers and polymers.²⁴⁻²⁸
8
9 Nevertheless, to the best of our knowledge, no PAEs containing TTh units have been
10 synthesized. Arene imides have also a strong electron-withdrawing character, which
11 lowers the unoccupied frontier orbital and thus might facilitates the charge (electron)
12 injection and concomitant stabilization of the injected charges (electrons). Moreover,
13 the existing π -conjugation is advantageous for intramolecular charge transport² and can
14 induce long-distance electronic coupling.²⁹⁻³⁰ All these arene imides have already been
15 employed successfully in the fabrication of semiconductor polymers.^{2,31} Therefore, a
16 thorough and comprehensive theoretical study of the molecular structure and electronic
17 properties of a set of PAEs containing TTh and arene imides such as phthalimide,
18 pyromellitic diimide (PMDI), naphthalene diimide (NDI) or perylene diimide (PDI),
19 connected by $-C\equiv C-$ bridges (see Chart 1), becomes the goal of the present work. These
20 polymers can be clasified in two main groups: i.e. polymers with linkages to the core
21 instead of the imide position (polymers **II** – **IV**, see chart 1) and polymers with C-N
22 linkages in the backbone (polymers **V** and **VI**, see chart 1). The obtained results will be
23 compared with the parent polymer **I**, without imine groups, and their electronic
24 properties will also be compared with those reported for reference polymers **VII** and
25 **VIII**, in which TTh is substituted by Th and thieno[3,2-b]thiophene (TT) rings.^{19-23,32,33}
26
27
28
29
30
31
32
33
34
35
36
37
38
39
40
41
42
43
44
45
46
47
48
49
50
51
52
53
54
55
56
57
58
59
60



46
47
48
49
50
51
52
53
54
55

Chart 1. Chemical structures of the studied polymers (I-VI) and some related compounds (VII-IX) for further comparison.

56
57
58
59
60

THEORETICAL CONSIDERATIONS ABOUT CHARGE INJECTION AND TRANSPORT

1
2
3
4
5
6
7
8
9
10
11
12
13
14
15
16
17
18
19
20
21
22
23
24
25
26
27
28
29
30
31
32
33
34
35
36
37
38
39
40
41
42
43
44
45
46
47
48
49
50
51
52
53
54
55
56
57
58
59
60

A high performance in optoelectronic devices is mainly related to efficient charge injection from electrodes and associated charge mobilities. In typical π -conjugated organic crystal materials with small bandwidths ($< 1\text{eV}$) and at room temperature, the charge migration after injection is generally described by a hopping mechanism,^{34,35} where the molecular and lattice vibrations in addition to the coupling with the charge carriers (i.e. the molecular packing as well the conformation of a single molecule) controls the transport efficiency.³⁶

In the zero-limit, at high temperature and according to Marcus-Levich-Jortner (MLJ) model,^{37,38} the hopping mobility can be modeled as a self-exchange charge-transfer (CT) reaction between neighboring molecules, and estimated through the Einstein-Smoluchowski relation,

$$\mu_{hop} = \frac{eD}{k_B T} \quad (1)$$

where e is the electron charge, D is the charge diffusion coefficient, k_B is Boltzmann's constant and T is the temperature, fixed here at 298 K. In the case of conjugated polymer crystals where the backbone chains are cofacially stacked, the hopping between neighboring chains is especially favored in the stacking direction. Thus, for a one dimensional charge transport, $D = 1/2 l^2 k_{CT}$, where l is the distance between the molecules involved in the hopping process and k_{CT} is the rate constant for charge transfer. k_{CT} can be conveniently expressed as:

$$k_{CT} = \frac{4\pi^2}{h} t_{12}^2 \sqrt{\frac{1}{4\pi\lambda_s k_B T}} \sum_{n=0}^{\infty} \left[\exp(-S_{eff}^n) \times \frac{S_{eff}^n}{n!} \times \exp\left(\frac{-(\lambda_s + n\hbar\omega_{eff} + \Delta G^0)^2}{4\lambda_s k_B T}\right) \right] \quad (2)$$

1
2
3
4
5
6
7 where ΔG° is the Gibbs free energy of the charge-transfer process (equal to zero in the
8 self-exchange process). In the MLJ formalism, a single effective mode with an energy
9 $\hbar\omega_{\text{eff}}$, which represents all the intramolecular modes, is treated at the quantum-
10 mechanical level via the effective Huang-Rhys factor $S_{\text{eff}} = \lambda_i/\hbar\omega_{\text{eff}}$ ($\hbar\omega_{\text{eff}}$ was set here
11 equal to 0.2 eV, which is the typical energy of C-C stretching modes).³⁹⁻⁴¹ On the
12 contrary, the intermolecular modes are treated classically through the λ_s parameter. In
13 organic crystals, the outer reorganization energy is in the order of few tenths of an
14 electronvolt or lower, contrary to charge transfer in solution wherein the external part
15 dominates.^{3,42-45} Different values for λ_s , ranging between 0.01 and 0.2 eV, have been
16 proposed and employed in literature.⁴⁶⁻⁴⁹ As in previous works, λ_s was fixed at 0.1 eV in
17 order to facilitate the comparison with previous rate constants reported for PAEs.²³

18
19
20
21
22
23
24
25
26
27
28
29
30
31 The inner reorganization energy, λ_i , for the self-exchange reaction consists of
32 two terms corresponding to the geometry relaxation energies going from the neutral-
33 state geometry to the charged-state and *vice versa* (Nelsen four-point method):^{50,51}

$$\lambda_1 = E^0(G^*) - E^0(G^0) \quad (3)$$

$$\lambda_2 = E^*(G^0) - E^*(G^*) \quad (4)$$

$$\lambda_i = \lambda_1 + \lambda_2 \quad (5)$$

34
35
36
37
38
39
40
41
42
43
44 where $E^0(G^0)$ and $E^*(G^*)$ are the ground-state energies of the neutral and ionic states,
45 respectively, $E^0(G^*)$ is the energy of the neutral molecule at the optimized ionic
46 geometry and $E^*(G^0)$ is the energy of the charged molecule at the optimized neutral
47 geometry.^{3,45,52,53} Since the inner reorganization energy controls the charge-phonon
48
49
50
51
52
53
54
55
56
57
58
59
60

coupling, if $\lambda_1 \approx \lambda_2$, we can write $\lambda_i \approx 2\lambda_1$, and this condition can be satisfied when the molecular structure is not largely deformed during the ionization process.⁵⁴

The charge hopping transport is favored by a small polaron binding energy (E_{pol}), defined as the relaxation energy of an ionized molecule. Taking this into account, both E_{pol} and λ_i must be lowered, while the charge transfer integral, t_{12} , must be maximized in order to improve the charge transport.³⁶ The charge transfer integral, t_{12} , describes the electronic coupling between two neighboring molecules,^{3,44} hence it critically depends on the relative spatial arrangement and is given by the matrix element $t_{12} = \langle \psi_1 | \hat{H} | \psi_2 \rangle$, where \hat{H} is the electronic Hamiltonian of the system, which in the frame of DFT can be identified with the Kohn-Sham operator. The wave-functions of the initial, ψ_1 , and final, ψ_2 , charge-localized states are obtained in the hypothetical absence of any coupling between the molecular units.^{23,34,52} Within the framework of the Marcus-Hush two-state model, it is possible to apply the approximate method of the ‘energy splitting in dimer (ESD)’ in the case of systems with identical and symmetrically equivalent molecules such as ideal polymers.^{3,34,52} Strictly speaking, this method requires the use of the geometry of the charged dimer at the transition state. In practice, this process is simplified considering the geometry of the neutral dimer built of two stacked chains with the same conformation as that in the crystal. Then, on the basis of Koopmans’ theorem, t_{12}^- and t_{12}^+ (electron and hole transport, respectively) can be obtained by the following equation:

$$t_{12}^- = \frac{1}{2} \sqrt{(E_{L+1} - E_L)^2 - (e_2 - e_1)^2} \quad (6)$$

$$t_{12}^+ = \frac{1}{2} \sqrt{(E_H - E_{H-1})^2 - (e_2 - e_1)^2} \quad (7)$$

1
2
3
4
5
6 where E_{L+1} , E_L , E_H and E_{H-1} are the energies of the LU (Low Unoccupied) MO
7 (Molecular Orbital)+1, LUMO, HO (High Occupied) MO and HOMO-1 levels taken
8 from the closed-shell configuration of the neutral state of the dimer; e_1 and e_2 are the
9 site energies of each isolated molecule in the dimer.^{34,35,52} In the case of symmetrically
10 arranged polymers, $e_1 = e_2$ as the infinite chains can be considered as equivalent
11 molecules in the crystal and equation (6) and (7) can be written as.^{3,34,45,52}
12
13
14
15
16
17
18
19

$$|t_{12}^-| = \frac{E_{L+1} - E_L}{2} \quad (8)$$

$$|t_{12}^+| = \frac{E_H - E_{H-1}}{2} \quad (9)$$

20
21
22
23
24
25 In that sense, once λ y t_{12} are calculated, absolute k_{CT} and μ values in the stacking
26 direction can be estimated. Both magnitudes are strongly dependent of the morphology
27 of the material. Thus, Marcus hopping model has been successfully applied to
28 reproduce the experimental hole mobilities reported for organic crystals with long-range
29 structural order which are substantially devoid of the influences from thermal and
30 energetic disorder.⁵⁵ On the contrary, the best reproduction of the experimental
31 mobilities in thin film materials has been obtained considering thermal and energetic
32 disorder. The presence of grain boundaries between crystalline domains is a source of
33 disorder in these materials and hinder the charge transport.⁵⁵ In the present study, we
34 have worked under the assumption of perfect crystalline polymer and, hence, the
35 calculated mobility for each polymer corresponds to a maximum limit value. Relative
36 hopping mobilities, μ_{rel} , were also calculated for comparative purposes since those can
37 be more informative and reliable than the absolute values considering the assumed
38 approximations in our model.⁵³
39
40
41
42
43
44
45
46
47
48
49
50
51
52
53
54
55

1
2
3
4
5
6
7
8
9
10
11
12
13
14
15
16
17
18
19
20
21
22
23
24
25
26
27
28
29
30
31
32
33
34
35
36
37
38
39
40
41
42
43
44
45
46
47
48
49
50
51
52
53
54
55
56
57
58
59
60

To achieve a good charge injection, the frontier MOs and the work-function (Φ) of the electrode must have appropriate values. An ohmic contact is produced when the difference energy between the frontier MO and Φ is equal or lower than 0.3 eV. In the case of *p*-type semiconductors, the HOMO must be aligned with the Fermi levels of environmentally stable anodes, such as ITO⁵⁶ to obtain an efficient hole injection. By contrast, in the case of *n*-type semiconductors, the LUMO should match the Fermi level of the electrodes, with low work function, such as Ca, Mg, Ba or Al.⁵⁷ Although this is an approximation, i.e. interface dipole effects between the electrode and semiconductor have not been taken into account,^{46,58} the comparison of Φ with HOMO/LUMO energy levels of the semiconductor may help to determine whether charge injection is likely or, on the contrary, high contact resistance should be expected. Moreover, the values of the HOMO and LUMO orbitals must range between -4.8 – -5.5 eV and -3.6 – -4.5 eV, respectively, to improve the stability of the opto-electronic device.³ However, some studies establish the limiting value for LUMO energy in -4.0 eV, as the negative charges can react with atmospheric oxidants such as water or oxygen.^{59,60}

Ionization potential (IP) and electron affinity (EA) are also key parameters that determine the efficiency of the charge injection from the electrodes in addition to the susceptibility to be reduced or oxidised upon air exposure.⁵³ Thus, the EA of a semiconductor must be ≥ 3.0 eV for an easy electron injection, but not much greater than 4.0 eV to avoid destabilization under ambient conditions.⁴² Low IPs facilitate hole injection, though too low values may produce unintentional doping.

COMPUTATIONAL DETAILS

The Gaussian09 (Rev. D.01) package has been employed for all the calculations reported here.⁶¹ Different DFT hybrid functionals were employed, i.e. B3LYP,^{62,63} PBE0,⁶⁴ and M06-2X,⁶⁵ along with the 6-31G* basis sets, for the computation of the electronic properties of the studied PAEs. The choice of different hybrid (B3LYP, PBE0 and M06-2X) functionals allowed us to study the influence of the variable fraction of the exact-like exchange in the functional, i.e. 20% for B3LYP, 25% for PBE0, and 52% for M06-2X, on some of the studied properties.

The optical band gap was estimated through electronic transitions with high oscillator strength values ($f \geq 1.0$) involving frontier MOs extended along the whole system, (generally HOMO \rightarrow LUMO transition except for oligomers **V** and **VI**). The energy of the transition was obtained by the time dependent (TD)-DFT formalism,⁶⁶ using again the B3LYP, M06-2X and PBE0 hybrid functionals together with the 6-31G* basis set, on oligomeric structures from 1 to 15 repeat units (n), excluding some oligomer chains because of the large demand of computational resources. Note that oligomers with different chain length ($n = 3 - 15$) were generated by replication of the minimal periodic motif, which was previously optimized at the same level of theory and in those cases the free valences were saturated with hydrogen atoms.^{21,23,32,67-69} We have observed that this procedure allows calculating electronic properties in long oligomeric chains with a great reduction of the computational cost, and without significantly affecting the optical band gap.²¹ The values of the optical band gap for the ideal polymer chains were estimated through the equation proposed by Meier *et al.*⁷⁰

$$E(n) = E_{\infty} + (E_1 - E_{\infty}) \exp[-a(n - 1)], \quad (10)$$

where E_1 and E_{∞} stand for the excitation energies for the monomer and the infinitely long polymer, respectively; n is the number of repeat units and a is an empirical parameter that describes how fast $E(n)$ saturates to E_{∞} .

The HOMO/LUMO energy value ($E_{\text{HOMO}}/E_{\text{LUMO}}$), IP/EA and λ_i were calculated at the B3LYP/6-31G* level on previously optimized oligomers at the same theory level. The chain length of the modelled oligomers was increased up to saturation of the monitored properties ($n \leq 13$). Closed-shell calculations for singlets and open-shell calculations for doublets (cationic and anionic species) have been carried out for the different oligomer chains. To perform those calculations, B3LYP was the method of choice, as it yields reasonable conjugated-polymer ground-state structures^{33,71-73} and, in general, seems appropriate for the prediction of electronic structures of polycyclic aromatic hydrocarbons.^{29,74} In addition, that method usually provides theoretical λ_i values in good quantitative agreement with the corresponding experimental gas-phase ultraviolet photoelectron spectroscopy estimates,⁷⁵ together with satisfactory linear relationships between calculated $E_{\text{HOMO}}/E_{\text{LUMO}}$ and experimental IPs/EAs in such a way that the calculated $E_{\text{HOMO}}/E_{\text{LUMO}}$ can be used to semi-quantitatively estimate EAs/IPs⁷⁶⁻⁷⁸ and orbital energies.⁷⁹ Although Koopmans' theorem is not strictly applicable to Kohn-Sham orbital energies,⁸⁰ Janak's theorem proved a connection between IP/EA and $E_{\text{HOMO}}/E_{\text{LUMO}}$ (see ref [78] and references therein). The values of $E_{\text{HOMO}}/E_{\text{LUMO}}$, IP/EA and λ_i for the infinitely long polymer chains were estimated through a single exponential function similar to that proposed by Meier *et al.* for the band gap.⁷⁰

1
2
3
4
5
6 The crystal structures were modelled at the HSE06/6-31G* level⁸¹⁻⁸³ by means
7
8 of periodic calculations using a single repeating chain. The spatial arrangements of two
9
10 stacked periodic chains, exhibiting minimum binding energy (E_{bind}), were used as
11
12 starting point for the crystal structure modelling. With that goal in mind, E_{bind}
13
14 landscapes were calculated for two periodic chains which were kept with face-to-face
15
16 planes at a distance of 3.5 Å along z -direction, corresponding to a typical π -stacking
17
18 distance (see Figure 1). While the position of one of the chains was kept fixed, the
19
20 second chain was displaced along x - and y -axes in a grid of 1.0 Å in both directions.
21
22 HSE06 has been purposefully chosen for the crystal structure modelling, thanks to the
23
24 use of a screened Coulomb potential by splitting the corresponding two-particle
25
26 operator into a short-range (SR) and a long-range (LR) terms, which is highly
27
28 recommended for calculations of band gaps and lattice constants in solids.⁸¹⁻⁸³ Although
29
30 HSE06 was originally developed for inorganic semiconductors, the combination of a
31
32 screened hybrid functional with empirical dispersion correction terms has also been
33
34 proven adequate for modelling π -conjugated polymers.²²
35
36
37
38
39

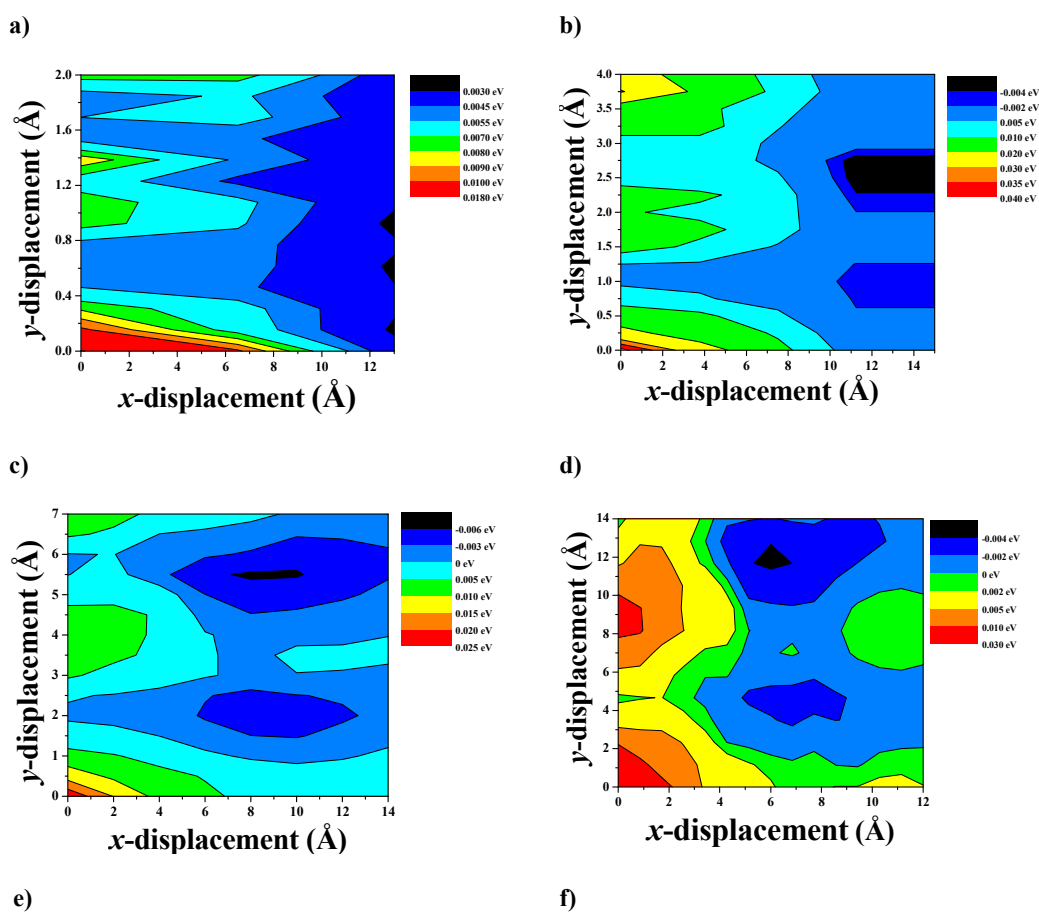
40 Once the crystal structure was obtained, t_{12} values between neighboring chains
41
42 were calculated at the B3LYP/6-31G* level for each studied polymer. These t_{12} values
43
44 were obtained from the band structure of two stacked, isolated chains at the Γ point as
45
46 half the energy splitting of the HO and LU Crystal Orbital (CO) levels.^{34,53} Similar to
47
48 the E_{bind} landscapes, t_{12} values were also scanned as a function of the x - and y -axes
49
50 displacement of a polymer chain keeping fixed $z = 3.5$ Å (a typical π -stacking distance)
51
52 an identical chain. The 6-31G* basis set was chosen because it provides a reasonable
53
54
55
56
57
58
59
60

1
2
3
4
5
6 trade-off in periodic boundary calculations between accuracy and computational cost.
7
8
9 Nevertheless, several investigations have previously reported that the use of other basis
10
11 sets such as 6-31G*, 6-31+G*, and 6-311G** does not produce significant differences
12
13 in the calculated t_{12} value.^{4,35}
14
15

16 17 18 RESULTS AND DISCUSSION

19
20 **Polymer crystal structure.** As stated before, the crystal structures of the polymers were
21
22 modelled using as starting point the spatial arrangements of two stacked periodic chains
23
24 where their binding energy displays the lowest value. Figure 1 shows the energy
25
26 landscapes obtained for dimers formed by the polymer chains **I – VI**, as a function of
27
28 the relative x,y -displacement of one chain with respect to the other. The lowest-energy
29
30 (x,y) coordinates calculated for all the studied polymers are collected in Table 1. The
31
32 optimized unit cell parameters are also shown in Table 1. All the calculated polymer
33
34 chains remained highly planar, showing values $\leq 0.1^\circ$ for the dihedral angle, $|\tau|$, which
35
36 describes the torsion between a TTh ring and the next aromatic ring in the chain. On the
37
38 other hand, that contrasts with the dihedral angles between neighboring aryl groups of
39
40 up to 18.5° observed for the reference polymer **VII**.²² A plane that contains
41
42 approximately all the TTh rings of a same chain can be defined and l (see Table 1 and
43
44 Figure 2) corresponds to the distance between that plane and its parallel neighboring
45
46 plane (stacking distance). A distance between planes of 3.5 \AA was calculated for all the
47
48 polymer crystal structures except for the polymers **I** (3.8 \AA) and **IV** (3.3 \AA). Therefore,
49
50
51
52
53
54
55
56
57
58
59
60 it seems that the presence of imide groups in the set of the polymers studied leads to

shorter stacking distances. For the polymers containing imide groups (II – VI), no clear correlation between the number of fused aromatic rings of the repeating unit and the stacking distance was observed.



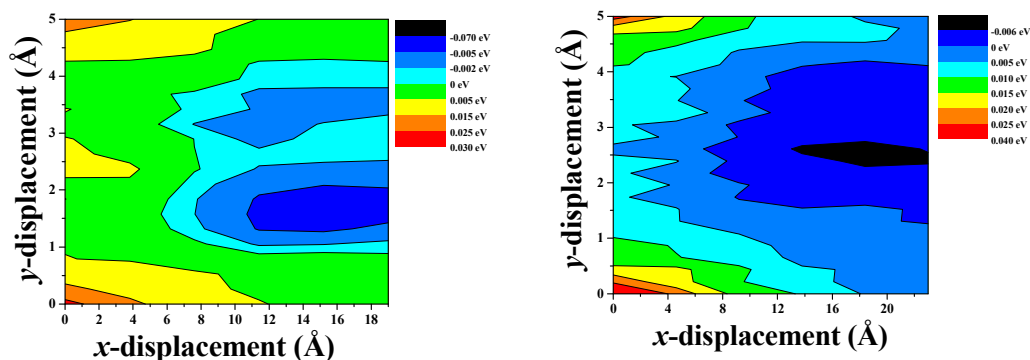


Figure 1. Binding energy landscapes calculated for dimers formed by the polymer chains I – VI as a function of the relative (x,y)-displacement of one chain, in a plane, with respect to the next, in a parallel plane. The z-displacement was fixed $z = 3.5 \text{ \AA}$. (a) Corresponds to polymer I; (b) to II; (c) to III; (d) to IV; (e) to V and (f) to VI.

Table 1. Relative x,y-displacements corresponding to the minimum E_{bind} values calculated at the B3LYP/6-31G* level for dimers formed by two polymer chains. Optimized unit cell parameters calculated at HSE06/6-31G* level along with the dihedral angle, $|\tau|$, between a TTh ring and the next aromatic ring in the polymer chain and the stacking distance, l , between two parallel planes containing neighboring polymer chains.

Polymer	Dimers $x,y\text{-displ. (\AA)}$	Crystal polymer structure							
		Cell lengths (\AA)			Cell angles ($^\circ$)			l (\AA)	$ \tau $ ($^\circ$)
		a	b	c	α	β	γ		
I	6, 2	15.27	11.85	5.02	50.48	49.36	29.71	3.8	0.00
II	11, 3	30.60	13.56	5.17	69.70	45.97	46.75	3.5	0.00
III	11, 4	15.31	13.56	5.15	66.47	45.50	44.18	3.5	0.00
IV	9, 7	15.27	16.39	5.10	58.00	45.48	68.67	3.3	0.00
V	6, 4	19.34	12.86	8.65	83.08	29.81	57.84	3.5	0.10
VI	12, 4	23.63	12.46	14.10	56.48	22.27	38.20	3.5	0.00

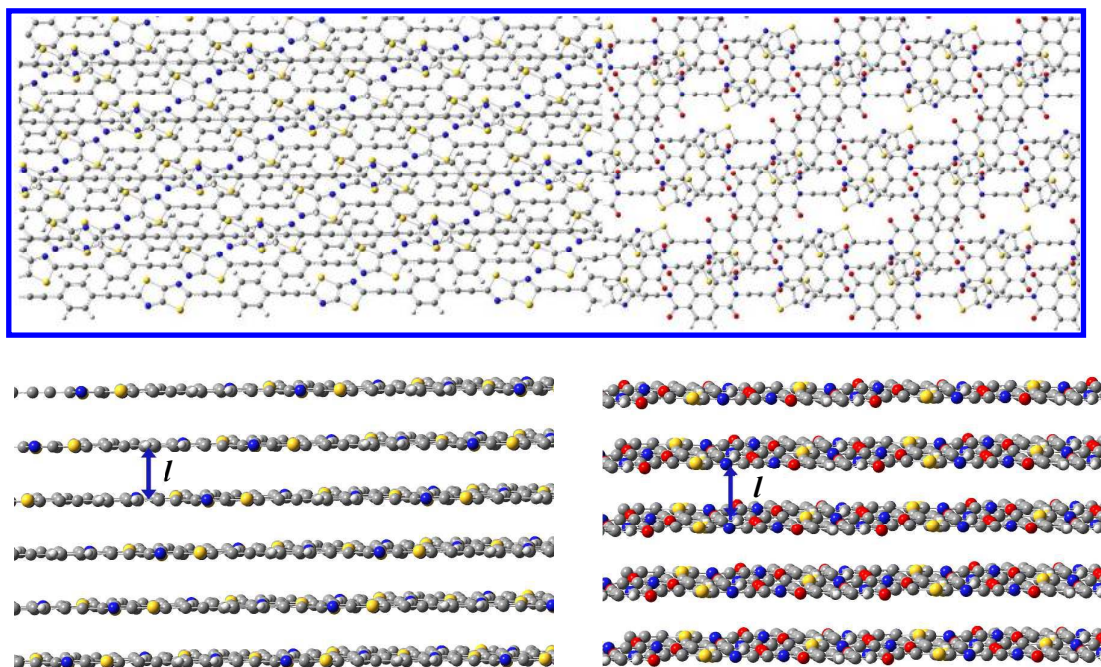


Figure 2. Different type of arrangements of polymer **I**, on the left, and polymer **V**, on the right. l corresponds to the stacking distance.

Optoelectronic properties. The optical band gap is a key property related to the performance of polymer solar cells. In general, the photocurrent in these devices is limited by the overlap between the absorption spectrum of the polymer and the solar spectrum, which reaches the maximum photon flux around 1.6 – 1.8 eV.⁸⁴ Table 2 shows the optical band gap values estimated for the infinite polymer chains through the equation (10) except for the **V** and **VI**, for which the corresponding values calculated for the oligomers $n = 5$ are shown (more detailed information on the oscillator strength, main components of the transitions and values obtained in the different fits are collected in the Supporting information, Tables 1S – 6S). As previously mentioned, different TD-

DFT levels were employed for the calculations and those with the highest percentage of exact-like exchange yielded the highest optical band gap values.^{32,33,68,69} The shapes of the frontier MOs of monomers **I**, **IV**, **V** and **VI** and their oligomers with $n = 5$ are shown in Figure 3. In general, HOMO and LUMO are π and π^* MOs delocalized over the whole molecule or polymer chain. Similar observations have been previously reported for other PAEs.^{23,32,69} However, in the case of the polymers involving C-N linkages in the backbone (**V** and **VI**), HOMO, LUMO and a large number of frontier MOs are localized over certain TTh and arene imide units. In fact, the optical band gap could not be determined for long oligomers **V** and **VI** due to the large demand on computational resources needed to calculate the first electronic transition with high f and involving frontier MOs extended along the whole oligomer chain.

Table 2. Calculated optical band gaps for the studied oligomers and values estimated for the corresponding infinite polymer chains.

Polymer	n	Band gap (eV)		
		TD-B3LYP/6-31G*	TD-M06-2X/6-31G*	TD-PBE0/6-31G*
I	$n \rightarrow \infty^a$	2.062 ± 0.034	2.907 ± 0.006	2.232 ± 0.014
II	$n \rightarrow \infty^a$	1.994 ± 0.012	2.822 ± 0.010	2.154 ± 0.012
III	$n \rightarrow \infty^a$	1.855 ± 0.012	2.668 ± 0.010	2.011 ± 0.012
IV	$n \rightarrow \infty^a$	1.431 ± 0.012	1.990 ± 0.012	1.573 ± 0.012
V	5	2.696	3.541	2.905
VI	5	2.314	2.766	2.407

^a Values for infinite polymer chains were estimated from a fit to the equation (10).⁷⁰

$n = 1$

$n = 5$

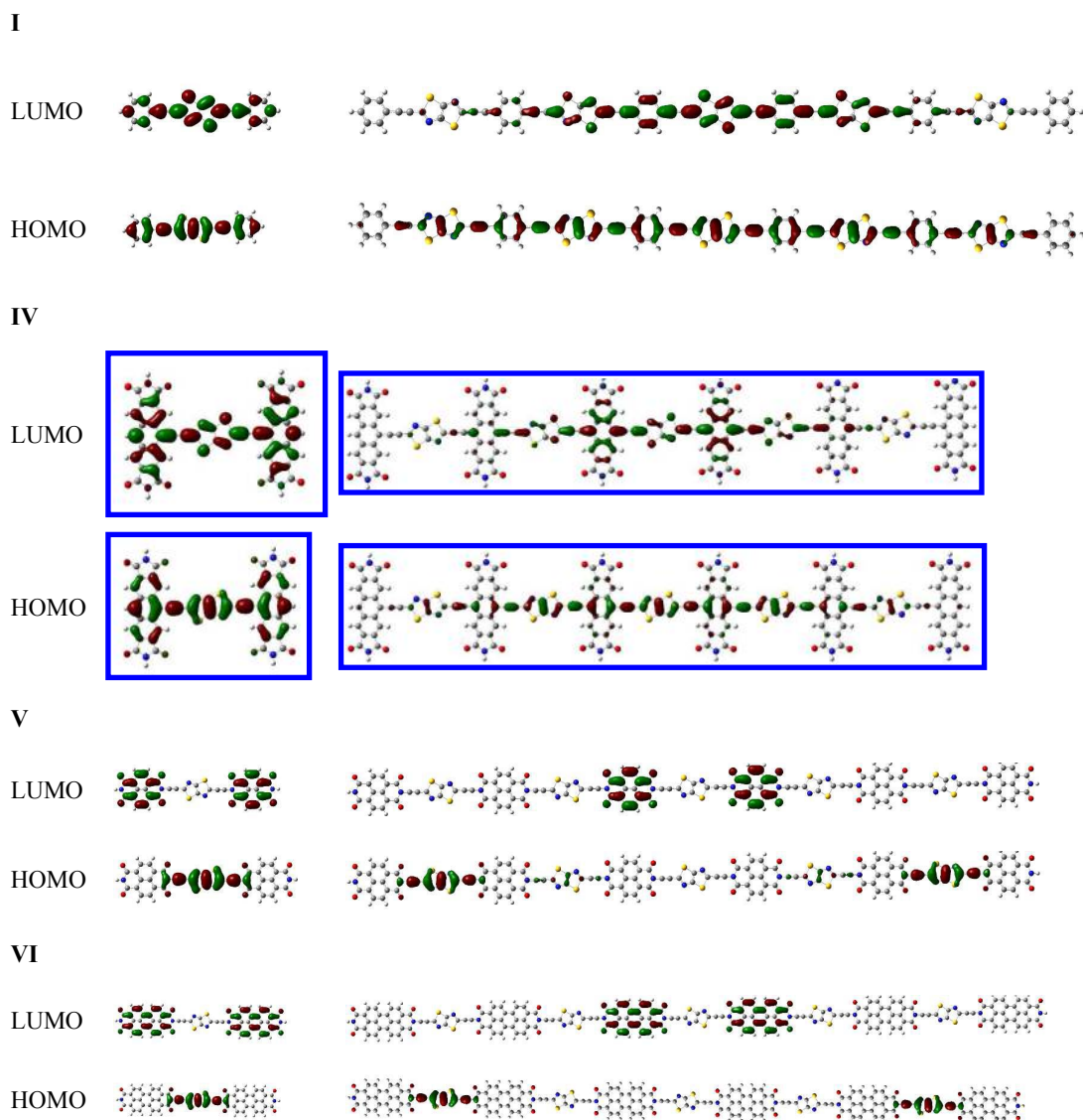


Figure 3. Isocontour plots (0.02 a.u.) of frontier molecular orbital calculated for **I**, **IV**, **V** and **VI** polymers with $n = 1$ and 5 at the B3LYP/6-31G* level.

Taken as a representative example, Figure 4 illustrates the optical band gap dependence with the chain length along the corresponding fitting to equation (10) for the polymers **I** – **IV** (see also Figure 1S and 2S of the Supporting Information). As can

1
2
3
4
5
6
7
8
9
10
11
12
13
14
15
16
17
18
19
20
21
22
23
24
25
26
27
28
29
30
31
32
33
34
35
36
37
38
39
40
41
42
43
44
45
46
47
48
49
50
51
52
53
54
55
56
57
58
59
60

be easily seen, oligomers with $n = 15$ are long enough to ensure the saturation of the band gap value and a suitable fitting to equation (10) ($r^2 > 0.998$, in all cases) (more detailed information about the values obtained in the different fits can be found in Table 7S of the Supporting information). In all cases, the band gap tends to decrease with increasing the chain length, reaching a saturation value at $n \geq 11$. The number of fused aromatic rings has a clear effect on the reduction of the band gap in oligomers **I** – **IV**. In the field of photoactive materials, only the calculated band gaps for the oligomers **IV** with $n \geq 3$ (at the TD-B3LYP and TD-PBE0 levels) and the corresponding estimated values for the infinite chains satisfy the needed condition of overlap with the maximum absorption of the solar spectrum. As a consequence, these oligomers could be promising candidates for the fabrication of solar cells. The band gaps calculated for long oligomers **III** ($n \geq 9$) (at the TD-B3LYP level) also lie near the threshold of 1.8 eV,⁸⁴ with similar values to the pryomellitic diimide (PDMI) analogues reported by Guo and Watson.⁸⁵ Regarding polymers **V** and **VI**, the band gap values are similar to their PDI or NDI single monomers.⁸⁶ Observing these values, they could indicate that the imide rings ultimately control the band gap values.

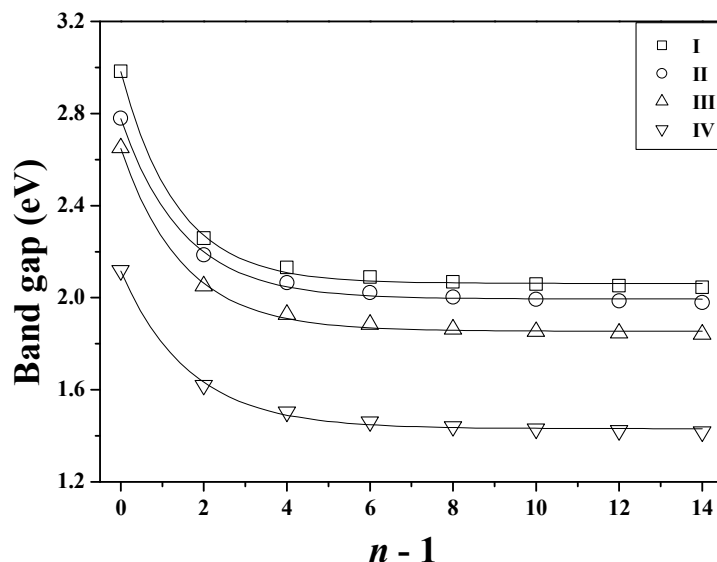


Figure 4. Optical band gap values calculated for oligomers **I** – **IV** with different chain lengths at the TD-B3LYP/6-31G* level and fits to the equation proposed by Meier et al.⁷⁰; (\square) correspond to oligomers **I**; (\circ) to **II**; (Δ) to **III**; and (∇) to **IV**.

Previously, we reported an optical band gap of 2.371 ± 0.029 and 2.07 eV (calculated at the TD-B3LYP/6-31G* level) for the infinite polymer chains **VII** and **VIII**, respectively. The value estimated for the infinite chain **I** is ~ 0.3 eV lower than that reported for **VII** and similar to the corresponding value of **VIII**. Here, we observe again that the number of fused aromatic rings lowers the band gap. As far as we know, the studied polymers have not been synthesized yet, but the synthesis of some related compounds to **I** such as the monomer and oligomer **IX** has recently been reported.^{87,88} For the monomer **IX**, a HOMO \rightarrow LUMO transition energy ~ 0.6 eV higher than the corresponding energy obtained for the monomer **I** was calculated (at the same level of theory).⁸⁷ Therefore, the introduction of ethynylene moieties, along with the increase of

1
2
3
4
5
6
7
8
9
10
11
12
13
14
15
16
17
18
19
20
21
22
23
24
25
26
27
28
29
30
31
32
33
34
35
36
37
38
39
40
41
42
43
44
45
46
47
48
49
50
51
52
53
54
55
56
57
58
59
60

the number of fused rings in the repeating unit, seems to be a suited strategy to reduce the optical band gap of these PAEs.

Charge transport properties. The calculated λ_i values for both electron and hole injection decrease with lengthening of the polymer chains (see Figure 5, Table 3 and Table 8S – 9S of the Supporting Information). For small conjugated oligomers, the charge carrier - phonon assembly (so-called *polaron*) can delocalize over the whole molecule and, hence, λ_i strongly depends on the size of the oligomer. Figure 6 shows the delocalization of the α -SOMOs (Single Occupied Molecular Orbitals) of the ion oligomers **I** and **IV**. Nevertheless, α -SOMOs of the ion oligomers containing C-N linkages in the backbone (**V** and **VI**) are not as delocalized as the rest of the α -SOMO orbitals. When the length of the oligomers steadily increases, λ_i shows an asymptotic behaviour with respect to the oligomer size.^{68,71,89} The perturbation of the geometry caused by the presence of a charge becomes almost negligible for long chains and the low value of λ_i can be associated to largely extended and weakly bound polarons.⁴⁵ Note that extreme polaron delocalization associated to a very low reorganization energy has been recently measured for π -conjugated porphyrin oligomers.⁹⁰

a)

b)

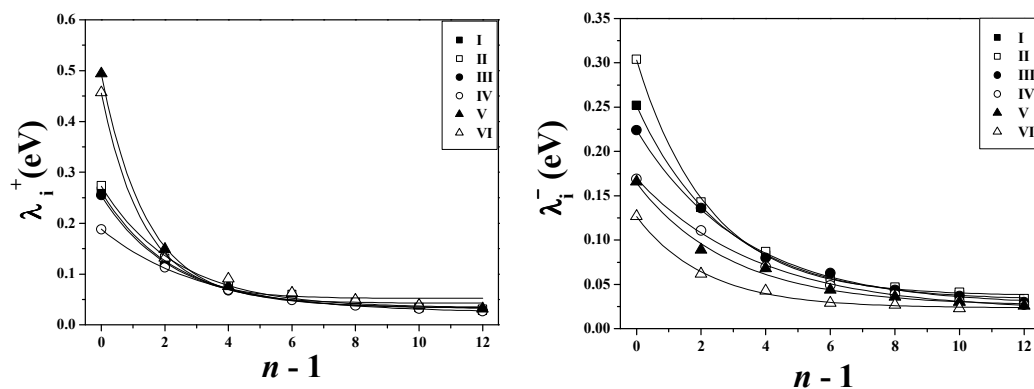
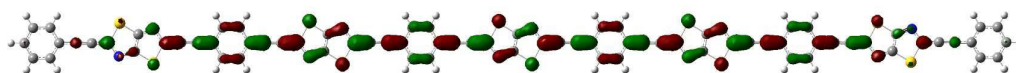


Figure 5. Calculated (a) λ_i^+ and (b) λ_i^- for oligomers of different chain length at the B3LYP/6-31G* level and fitted to the equation proposed by Meier et al.⁷⁰

Polymer I_{n=5}

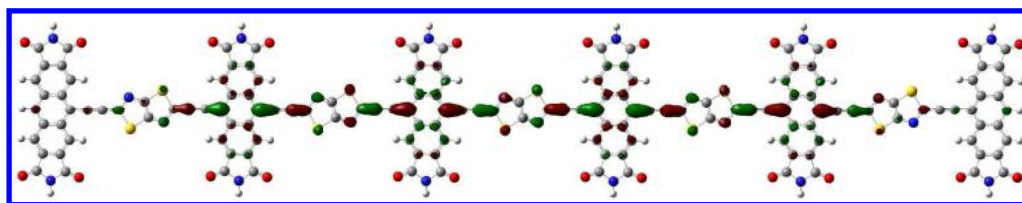


α -SOMO anion

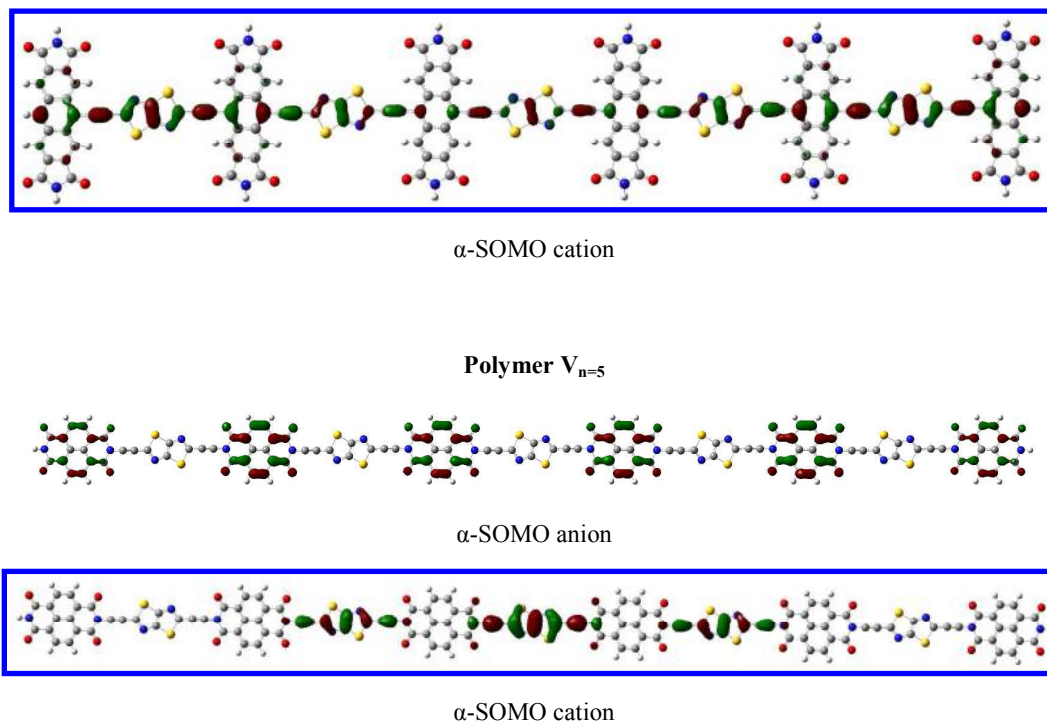


α -SOMO cation

Polymer IV_{n=5}



α -SOMO anion



30 **Figure 6.** Isocontour plots (0.02 a.u.) of α -SOMOs, for cations and anions, calculated for different
31 anionic oligomers at the B3LYP/6-31G* level.
32

33
34
35
36 As described before, a single exponential equation analogous to equation (10)
37 was employed to fit the λ_i values as a function of n and to obtain an estimate at the
38 polymer limit (see Figure 5). These estimated λ_i values for the infinite polymer chains
39 are within the 0.020 – 0.037 eV and 0.024 – 0.054 eV ranges for electron and hole
40 transport, respectively. The data are collected in Table 3 ($r^2 \geq 0.993$ in all fits, see Table
41 10S – 11S in the Supplementary Information) and show, in general, how internal
42 reorganization energies estimated for electron transfer (λ_i^-) in the infinite polymer
43 chains are close to those calculated for hole transfer (λ_i^+). Nevertheless, λ_i^- values of
44 about half of λ_i^+ were obtained for the polymers with C-N linkages in the backbone. The
45
46
47
48
49
50
51
52
53
54

55
56
57
58
59
60

1
2
3
4
5
6 lowest λ_i^- values were estimated for the polymers with more fused rings in arene imide
7 units, i.e. polymers **IV** (0.020 ± 0.004 eV) and **VI** (0.023 ± 0.004 eV). λ_i^- values have
8 previously been reported for oligomers analogous to **I** (at the same level of theory) but
9 containing Th and TT rings instead of TTh.^{23,32,33} λ_i^- values estimated for the infinite
10 polymer chain **VII** (0.032 ± 0.006 eV) and calculated for its short oligomers are similar
11 to those obtained for the polymer **I** (0.032 ± 0.002 eV) and the corresponding
12 oligomers.²³ On the other hand, a significant increase in λ_i^- of ~ 0.02 eV is observed for
13 the infinite polymer chain **VIII**, which does not contain nitrogen atoms in the chemical
14 formula.³³ Therefore, the change of Th by TTh does not seem to have an important
15 influence on λ_i^- but the presence of nitrogen atoms allows reaching lower electron
16 reorganization energies for these conjugated polymers. In general, for all the studied
17 systems, low reorganization energies were calculated for short oligomer lengths and
18 even for monomers. For example, the λ_i^- values calculated for the monomers **IV** – **VI**
19 (0.127 – 0.169 eV) and for the oligomers **I** – **III** with $n = 3$ (0.136 – 0.143 eV) are
20 comparable or lower than those calculated at the B3LYP/6-31G** level for compounds
21 proposed as n -type organic semiconductors such as pentacene (0.132 eV),⁷⁸ a
22 perylenediimide derivative (0.272 eV),⁹¹ rubrene derivatives (0.098 – 0.127 eV),⁹² some
23 coronene-diimide derivatives (0.226 – 0.241 eV),²⁹ the infinite naphthalene-
24 carboxydiimide polymer chain ($\lambda_i^- \approx 0.2$ eV)⁹³ and some fluorinated perylene diimides
25 ($\lambda_i^- = 0.27$ – 0.35 eV).⁹⁴ In the case of hole transport, the lowest λ_i^+ was also estimated
26 for the polymer **IV** (0.024 ± 0.002 eV) while the highest values were obtained for the
27 polymers with C-N linkages in the backbone such as **V** and **VI** (0.043 ± 0.010 and 0.054
28
29
30
31
32
33
34
35
36
37
38
39
40
41
42
43
44
45
46
47
48
49
50
51
52
53
54

1
 2
 3
 4
 5
 6 ± 0.016 eV, respectively). λ_i^+ values calculated for the monomer **IV** (0.188 eV) and for
 7
 8 the rest of oligomers with $n = 3$ (0.120 – 0.149 eV) are comparable to those reported for
 9
 10 some tetratiofulvenes (TTF) (0.071 – 0.234 eV, calculated at the B3LYP/6-31G**
 11
 12 level) (see reference [95] and references therein), oligoacenes and oligothiopenes (0.077
 13
 14 – 0.182 eV, calculated at the B3LYP/6-31G** level)⁹⁶ which have been demonstrated to
 15
 16 behave as high mobility *p*-type semiconductors in OFETs. Summarising, the lowest
 17
 18 reorganization energies for both electron and hole transfer were calculated for the
 19
 20 oligomers of compound **IV**. The reorganization energies estimated for the infinite
 21
 22 polymer chains **IV** are at least 25% lower than those obtained for the homologous
 23
 24 polymer **III** which contains two less fused rings in the repeat unit. Hence, it seems that
 25
 26 the presence of nitrogen atoms in TTh and Th rings, together with higher number of
 27
 28 fused rings in the arene imide unit, reduces the perturbation of the geometry caused by
 29
 30 the presence of a negative charge. Consequently, low λ_i^- values were also obtained for
 31
 32 oligomers of compound **VI**. On the contrary, for hole transfer, the linkage to the core
 33
 34 instead of the imide position seems to lower λ_i^+ .
 35
 36
 37
 38
 39
 40
 41
 42
 43
 44
 45
 46

41
 42 **Table 3. Predicted Electron Affinity (AEA and AEV), Ionization Potential (AIP and VIP),**
 43 **Reorganization Energy (λ_i^+ and λ_i^-) for an infinite and ideal polymer chains. Calculations were**
 44 **carried out at the B3LYP/6-31G* level.^a**
 45
 46

Polymer	Holes			Electrons		
	AIP (eV)	VIP (eV)	λ_i^+ (eV)	AEA (eV)	VEA (eV)	λ_i^- (eV)
I	5.772±0.040	5.789±0.042	0.033±0.004	2.821±0.060	2.804±0.062	0.032±0.002
II	6.061±0.044	6.084±0.046	0.033±0.006	3.199±0.046	3.177±0.050	0.037±0.004
III	6.234±0.046	6.251±0.048	0.032±0.004	3.516±0.044	3.501±0.046	0.027±0.006
IV	5.971±0.036	5.983±0.036	0.024±0.002	3.777±0.044	3.767±0.044	0.020±0.004
V	6.137±0.032	6.167±0.036	0.043±0.010	3.743±0.034	3.720±0.054	0.026±0.008
VI	5.871±0.042	5.924±0.032	0.054±0.016	3.691±0.018	3.666±0.034	0.023±0.004

^a Corresponding to the infinite polymers chains; the error corresponds to $\pm 2\sigma$, where σ is the standard deviation with respect to the first order exponential fitting.⁷⁰

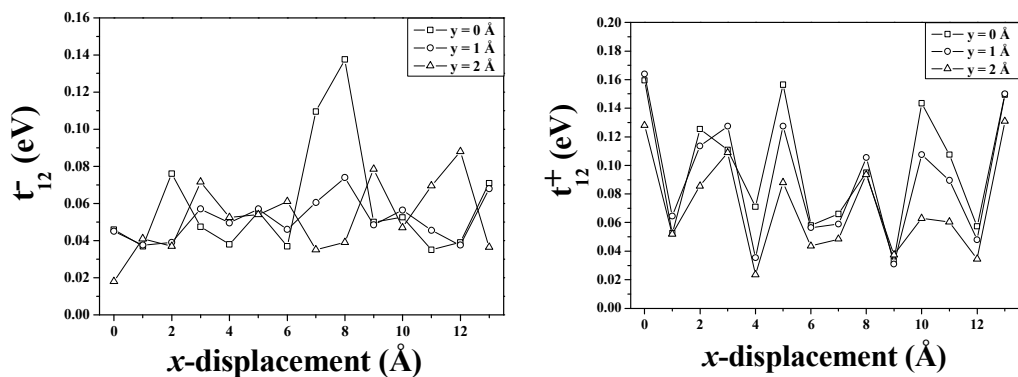
The electronic coupling strongly depends on the relative arrangement of the molecules in the crystal, with the main electron-hopping pathway found along the π -stacking direction, whereas the electronic coupling between coplanar chains can be generally considered negligible.^{4,22,33} For two perfectly stacked molecules, it is known that small molecular displacements may also lead to significant changes in the t_{12} value.⁴⁵ Figure 7 shows indeed strong oscillations in the value of t_{12} for displacements of polymer chains **I** and **V** along the x - and y -axes in dimers consisting of two π -stacked infinite chains. These characteristic profiles are related to the nodal pattern of the HOMO-1/HOMO and LUMO/LUMO+1 orbitals of the polymer chains being the hole or electron coupling maximised for the maximum overlap position in most of the cases.⁴⁵ Table 4 collects the t_{12} values calculated for dimers of stacked chains, taken from the previously modelled crystal structure in the Γ point of the band structure. Electronic couplings for hole transfer (t_{12}^+) are at least 1.8-fold higher than those corresponding to electron transfer (t_{12}^-) except for polymer **VI**. The highest values of both t_{12}^- and t_{12}^+ were calculated for the polymer with the smallest predicted cofacial distance between the two neighboring chains (polymer **IV**, $l = 3.3$ Å), followed by the values obtained for polymers **I** and **II**. On the other hand, low electronic couplings were in general obtained for the polymers containing C-N linkages (**V** and **VI**). Comparable t_{12}^- values were calculated for the linear polymer chain **I** and for the zig-zag polymer chain **VII**,²³ which contain TTh and Th units, respectively. Nevertheless, low electronic couplings have been reported for the

1
2
3
4
5
6 polymer containing TT rings (**VII**)³³ which suggests that the presence of nitrogen atoms
7
8 in the electron-accepting unit may improve the semiconducting properties of this kind
9
10 of polymers. In general, t_{12}^- values calculated for polymers **I**, **II** and particularly **IV** lie
11
12 in the range of those reported for the different pathways within the pentacene crystal
13
14 (0.043 – 0.084 eV, calculated at B3LYP/6-31G** level from a crystal structure)⁹⁷ and
15
16 for analogous systems, such as oligothiophenes made up of 6 repeat units (0.132 eV,
17
18 calculated at the B3LYP/6-31G** level) and short oligomers formed by thiophene rings
19
20 and perfluoro-phenyl units (0.01 – 0.07 eV, calculated at the B3LYP/6-31G** level).⁹⁸
21
22 In the case of hole transport, t_{12}^+ values calculated for polymers **I** – **V**, especially for **II**
23
24 and **IV**, are comparable to the values reported for oligomers such as oligothiophene
25
26 with $n = 6$ (0.135 eV, calculated at the B3LYP/6-31G** level), short oligomers formed
27
28 by thiophene rings and fluoroarenes-thiophenes (0.031 – 0.057 eV, calculated at the
29
30 B3LYP/6-31G** level),⁹⁸ and compounds such as thiophene-pyrrole based oligo-
31
32 azomethines.⁹⁹ It is worth mentioning the strong differences calculated for the electron
33
34 couplings of the polymers **III** and **IV** which present related structures. In this case, the
35
36 higher number of fused rings can be associated to the increase of the coupling between
37
38 neighboriong rings.
39
40
41
42
43
44
45

46 **Polymer I**

47
48
49 a)

b)



Polymer V

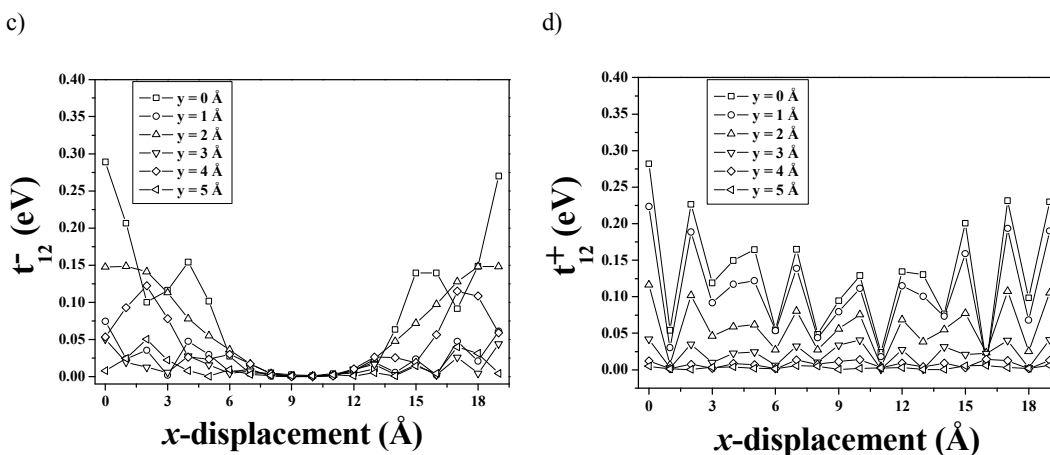


Figure 7. Evolution of calculated t_{12} values as a function of the degree of translation of one chain along the x - and y -axes in a system consisting of two π -stacked polymer chains (**I** and **V**) with an intermolecular distance fixed at 3.5 Å.

The values estimated for the charge transfer constants along the π -stacking direction and charge mobilities at 298 K are also collected in Table 4. In general, a more pronounced p -type rather than n -type character is expected for the studied PAEs since k_{CT^+} / k_{CT^-} ratios are within 3 – 15 for polymers **I** – **IV**. That ratio is only lower than 1 for polymer **VI**. Both charge transfer rate constants estimated for polymer **I** are higher

1
2
3
4
5
6
7
8
9
10
11
12
13
14
15
16
17
18
19
20
21
22
23
24
25
26
27
28
29
30
31
32
33
34
35
36
37
38
39
40
41
42
43
44
45
46
47
48
49
50
51
52
53
54
55
56
57
58
59
60

than the rate constant reported for polymers containing Th and TT units (**VII** and **VIII**).^{23,33} Hence, the use of TTh instead of Th and TT could improve the semiconducting properties of these PAEs. The highest rate constants for both electron and hole transport and, therefore, the most efficient charge transport were predicted for polymer **IV**. The lowest k_{CT} values were in general obtained for the polymers with C-N linkages in the backbone (**V** and **VI**).

The relative values of the mobility, μ_{rel}^+ and μ_{rel}^- , with respect to the parent polymer **I**, and the comparison with the values reported for the reference polymers **VII** and **VIII**, might provide valuable information to analyze the effect of the different aromatic units on the semiconducting properties of the studied PAEs. Thus, $\mu_{rel}^- > 1$ were only obtained for polymer **IV**, while in the case of hole hopping, $\mu_{rel}^+ > 1$ was calculated for both polymer **II** and **IV**. Again it must be highlighted the case of polymer **IV**, that shows the highest absolute mobilities for electrons and also for hole transport. Polymer **I** also shows high absolute mobilities, and along with **IV**, relatively balanced μ^+ and μ^- ratios of 0.3 – 0.4. These ratios are similar to those calculated for other ambipolar semiconductors used in opto-electronic devices, where the electron mobility is typically about three times lower than the hole mobility.¹⁰⁰

Table 4. Electronic couplings (t_{12}^+ and t_{12}^- in eV), charge transfer rate constants (k_{CT}^+ and k_{CT}^- in s^{-1}), absolute and relative hopping mobilities (μ^+ and μ^- in $V^{-1} cm^2 s^{-1}$ along with μ_{rel}^+ and μ_{rel}^-) and μ^- / μ^+ ratio calculated for the series of studied PAEs. Calculations were carried out at the B3LYP/6-31G* level.

Polymer	t_{12}^-	$k_{CT}^- \times 10^{-13}$	μ^-	μ_{rel}^-	t_{12}^+	$k_{CT}^+ \times 10^{-13}$	μ^+	μ_{rel}^+	μ^- / μ^+
I	0.037	9.42	2.65	1.00	0.066	29.2	8.21	1.00	0.32
II	0.023	3.22	0.77	0.29	0.085	48.5	11.55	1.41	0.07
III	0.015	1.77	0.42	0.16	0.039	10.5	2.49	0.30	0.17
IV	0.053	27.5	5.82	2.20	0.095	77.5	16.42	2.00	0.35
V	0.003	0.07	0.02	0.01	0.046	11.0	2.63	0.32	0.01
VI	0.015	1.99	0.47	0.18	0.011	0.52	0.12	0.02	3.85
VII ^a	0.034	6.88	2.25	1.18	—	—	—	—	—
VIII ^b	0.01	0.46	0.24	0.09	0.01	0.57	0.30	0.04	0.40

^a from reference [23]. ^b from reference [33]

Charge injection properties. E_{LUCO} and E_{HOCO} (Energies of the LUCO and HOCO) calculated for oligomers of different chain lengths, as well as the corresponding energy values estimated for the infinite polymer chains, are shown Figure 8 ($r^2 \geq 0.998$ was obtained in all fits, see Tables 12S – 14S in Supplementary Information). For charge injection, a good ohmic contact is generally expected when $|\Phi - E_{LUCO/HOCO}| < 0.3$ eV and, therefore, low/high E_{LUCO}/E_{HOCO} values should facilitate the electron injection into *n*-type/*p*-type semiconductors.³⁴ For electron injection, oligomers **IV**, **V** and **VI** with $n \geq 5$ could satisfy this condition with commonly used electrodes such as Ca ($\Phi = -2.9$ eV), Mg ($\Phi = -3.7$ eV), and Al ($\Phi = -4.3$ eV).^{42,57} The lowest E_{LUCO} values were estimated for polymer **IV**, while polymers **III**, **V** and **VI** showed analogous values. An E_{LUCO} value close to that reported for polymer **VII** (-3.148 ± 0.015 eV)²³ was estimated for polymer **I**. Nevertheless, a significantly higher E_{LUCO} value has been reported for the reference polymer without nitrogen atoms in its chemical formula (**VIII**) (-2.56 eV).³³

Regarding hole injection, different metal oxides such as WO_3 ($\Phi = -6.8$ eV), MoO_3 ($\Phi = -6.8$ eV), NiO ($\Phi = -6.3$), CuO ($\Phi = -5.9$ eV), MoO_2 ($\Phi = -5.9$ eV) and MoO_3/Al ($\Phi = -5.49$ eV)¹⁰¹ must produce nearly ohmic hole-injection contact with the majority of the studied PAEs.^{102,103} Moreover, polymers with a narrow band gap between HOCO and LUCO energies are usually more suitable to be employed as ambipolar semiconductors with the same type of electrodes. In general, the calculated band gap for the set of studied PAEs is not narrow enough to clearly assert both ohmic electron- and hole-injection contact with the same electrode. Only for the polymers with narrowest band gap, i.e. polymers **IV** and **VI**, nearly ohmic metal/polymer contact for both holes and electrons could be expected (see Figure 8).

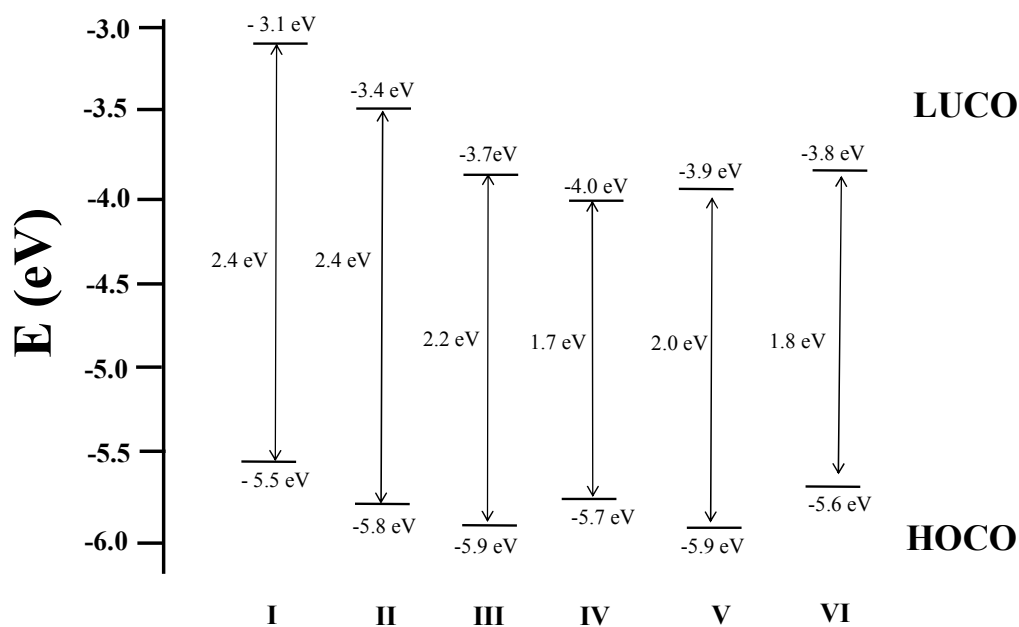


Figure 8. HOCO and LUCO energies estimated for the studied polymers.

1
2
3
4
5
6
7
8
9
10
11
12
13
14
15
16
17
18
19
20
21
22
23
24
25
26
27
28
29
30
31
32
33
34
35
36
37
38
39
40
41
42
43
44
45
46
47
48
49
50
51
52
53
54
55
56
57
58
59
60

The easines of charge injection can be complementarily analyzed through the values of EA and IP. Table 3 also shows the vertical and adiabatic EAs and IPs (VEA, AEA, VIP, and AIP) calculated for the infinite polymer chains (values calculated for the different oligomers are collected in Tables 8S and 9S, while the values from the different fits are showing in Tables 10S and 11S in the Supplementary Information). Thus, the AEAs estimated for the infinite polymer chains **II** – **VI** are within the range of 3.0 – 4.0 eV proposed by Newman *et al.*⁴² for *n*-type organic semiconductors, hence the most favorable electron injection can be expected for polymer **I**. Likewise, IP must be low enough to allow an easy hole injection into the HOCO the semiconductor. In this sense, the lowest AIPs, along with the highest E_{HOMO} values, were obtained for polymer **I**, followed by polymers **IV** and **VI**. The lowest differences between AEA and AIP values, and consequently the narrowest band gaps, were estimated for polymers **IV** and **VI**, i.e. the only cases where ambipolar charge injection could be expected.

CONCLUSION

In the present work, the molecular structure and electronic properties of isolated chains, in addition to their polymer crystal structure of a set of PAEs containing TTh and arene diimide units linked by $-\text{C}\equiv\text{C}-$ bridges have been systematically studied by means of DFT calculations. We can extract the following conclusions: i) all the polymer chains were found highly planar with structural stacking distance of 3.5 Å in all cases, except for polymers **I** (3.8 Å) and **IV** (3.3 Å); ii) the optical band gap decreases with the chain length and with the number of fused aromatic rings (for oligomers **I** – **IV**),

1
2
3
4
5
6 exhibiting calculated band gaps for the oligomers **IV** with $n \geq 3$ (at the TD-B3LYP and
7 TD-PBE0 levels) which satisfy one of the key requirements for fabrication of solar cell
8 devices made on organic semiconductors.
9

10
11
12
13 Regarding charge injection and transport, we can infer that: iii) the lowest λ_i^-
14 values were estimated for the polymers with a larger number of fused rings in arene
15 diimide unit, i.e. polymers **IV** (0.020 ± 0.004 eV) and **VI** (0.023 ± 0.004 eV), also
16 observing how the presence of nitrogen atoms in TTh unit is a key factor to decrease λ_i^-
17 values compared to reference oligomers **VII** and **VIII**. Moreover, λ_i^- values calculated
18 for monomers **IV** – **VI** and for oligomers **I** – **III** with $n = 3$ are comparable or lower
19 than those calculated for some compounds proposed as n -type organic semiconductors;
20 iv) in the case of hole transport, the lowest λ_i^+ was also estimated for polymer **IV** (0.024
21 ± 0.002 eV), obtaining the lower λ_i^+ values for oligomers with linkages to the core rather
22 than those with linkages to the imide position. Those λ_i^+ values are comparable to those
23 reported for some compounds with a demonstrated high mobility p -type semiconductors
24 in electronic devices; v) The electronic coupling was calculated for dimers of stacked
25 chains, taken from the previously modelled crystal structure. t_{12}^+ values are at least 1.8-
26 fold higher than the corresponding t_{12}^- values except for polymer **VI**. The highest t_{12}^-
27 and t_{12}^+ values were calculated for the polymer with the smallest stacking distance (**IV**)
28 while low electronic couplings were in general obtained for those containing C-N
29 linkages in the polymer backbone. We have also observed that the presence of nitrogen
30 atoms in the electron-accepting unit seems to increase the t_{12}^- value in this kind of
31 polymers as comparable t_{12}^- values were calculated and reported for polymers **I** and
32
33
34
35
36
37
38
39
40
41
42
43
44
45
46
47
48
49
50
51
52
53
54
55

1
2
3
4
5
6 **VIII** and similar to polymer **VII**. Both highest t_{12}^- and t_{12}^+ values were calculated for
7
8 polymer **IV**. In general, a more pronounced *p*-type rather than *n*-type character is
9
10 expected for the studied PAEs since k_{CT^+} / k_{CT^-} ratios are within 3 – 15 for polymers **I** –
11
12 **IV**, being the highest absolute μ^+ and μ^- values obtained for polymer **IV**, which shows
13
14 a relatively balanced μ^- / μ^+ ratio of 0.35 and could exhibit hopefully ambipolar
15
16 behaviour.
17
18

19
20 Finally, for charge injection, the lowest E_{LUCO} and highest AEA were estimated
21
22 for polymer **IV**, obtaining the highest E_{HOCO} and lowest AIP for polymer **I** (with similar
23
24 values estimated for polymer **IV**), while the lowest differences between AEA and AIP
25
26 values, and consequently the narrowest band gaps, were estimated for polymers **IV** and
27
28 **VI**.
29

30 31 32 33 **ACKNOWLEDGEMENTS**

34
35 We gratefully acknowledge Supercomputing Service of Castilla-La Mancha University
36
37 for allocation of computational resources. Mónica Moral Muñoz thanks to the
38
39 E2TPCYTEMA-SANTANDER program for their financial support.
40
41
42

43 44 **SUPPLEMENTARY INFORMATION**

45
46 14 tables and 7 figures
47
48
49
50
51
52
53
54
55

REFERENCES

- [1] Arias, C.; MacKenzie, J. D.; McCulloch, I.; Rivnay, J.; Salleo, A. Materials and Applications for Large Area Electronics: Solution-Based Approaches. *Chem. Rev.*, **2010**, *110*, 3–24.
- [2] Guo, X.; Facchetti, A.; Marks, T. J. Imide- and Amide-Functionalized Polymer Semiconductors. *Chem. Rev.*, **2014**, *114*, 8943–9021.
- [3] Brédas, J. L.; Beljonne, D.; Coropceanu, V.; Cornil, J. Charge-Transfer and Energy-Transfer Processes in π -Conjugated Oligomers and Polymers: A Molecular Pictures. *Chem. Rev.*, **2004**, *104*, 4971–5004.
- [4] Hutchison, G. R.; Ratner, M. A.; Marks, T. J. Intermolecular Charge Transfer between Heterocyclic Oligomers. Effects of Heteroatom and Molecular Packing on Hopping Transport in Organic Semiconductors. *J. Am. Chem. Soc.*, **2005**, *127*, 16866–16881.
- [5] Yasuda, T.; Imase, T.; Sasaki, S.; Yamamoto, T. Synthesis, Solid Structure, and Optical Properties of New Thiophene-Based Alternating π -Conjugated Copolymers Containing 4-Alkyl-1,2,4-triazole or 1,3,4-Thiadiazole Unit as Partner Unit. *Macromolecules*. **2005**, *38*, 1500–1503.
- [6] Yasuda, T.; Imase, T.; Nakamura, Y.; Yamamoto, T. New Alternative Donor–Acceptor Arranged Poly(Aryleneethynylene)s and Their Related Compounds Composed of Five-Membered Electron-Accepting 1,3,4-Thiadiazole, 1,2,4-Triazole, or 3,4-Dinitrothiophene Units: Synthesis, Packing Structure, and Optical Properties. *Macromolecules*. **2005**, *38*, 4687–4697.

- 1
2
3
4
5
6 [7] Jansson, E.; Jha, P. C.; Ågren, H. Density Functional Study of Triazole and
7 Thiadiazole Systems as Electron Transporting Materials. *Chem. Phys.*, **2006**, *330*,
8 166–171.
9
10
11
12 [8] Sato, M.; Tada, Y.; Nakashima, S.; Ishikura, K. I.; Handa, M.; Kasuga, K. Synthesis
13 and Optical and Electrochemical Properties of Thermotropic, Liquid-crystalline,
14 Semirigid Copolyesters Based on 2,3-Diphenyl-1,3,4-Thiadiazole Units. *J. Polym.*
15 *Sci., Part A: Polymer Chemistry*, **2005**, *43*, 1511–1525.
16
17
18 [9] Bunz, U. H. F. Poly(aryleneethynylene)s: Syntheses, Properties, Structures, and
19 Applications. *Chem. Rev.*, **2000**, *100*, 1605–1644.
20
21
22 [10] Cimrová, V.; Ulbricht, C.; Dzhabarov, V.; Výprachtický, D.; Mbi Egbe, D. A.
23 New Electroluminescent Carbazole-Containing Conjugated Polymer: Synthesis,
24 Photophysics, and Electroluminescence. *Polymer*, **2014**, *55*, 6220–6226.
25
26
27 [11] Kim, J.; Han, A. R.; Hong, J.; Kim, G.; Lee, J.; Joo Shin, T.; Hak Oh, J.; Yang,
28 C. Ambipolar Semiconducting Polymer π -Spacer Linked Bsi-Benzothiadiazole
29 Blocks as Strong Accepting Units. *Chem. Mater.* **2014**, *26*, 4933–4942.
30
31
32 [12] Shi, W.; Wang, L.; Umar, M.; Awut, T.; Mi, H.; Tan, C.; Nurulla, I. Novel
33 Poly(arylene ethynylene) Derivatives Containing Main Chain Triphenylamine and
34 Pendent Quinoxaline Moieties: Synthesis and Elementary Characterization. *Polym.*
35 *Int.*, **2009**, *58*, 800–806.
36
37
38 [13] Weder, C. *Poly(aryleneethynylene)s: From Synthesis to Application* (Advances
39 in Polymer Science). Springer. Heidelberg, **2005**.
40
41
42
43
44
45
46
47
48
49
50
51
52
53
54
55
56
57
58
59
60

- 1
2
3
4
5
6
7 [14] Wei, J.; Zhang, X.; Zhao, Y.; Li, R. Chiral Conjugated Microporous Polymers as
8 Novel Chiral Fluorescence Sensor for Amino Alcohols. *Macromol. Chem. Phys.*,
9 **2013**, *214*, 2232–2238.
10
11
12
13 [15] Beeby, A.; Findlay, K. S.; Low, F. J.; Marder, T. B.; Matousek, P.; Parker, A.
14 W.; Rutter, S. R.; Towrie, M. Studies of S₁ State in a Prototypical Molecular Wire
15 Using Picosecond Time-Resolved Spectroscopies. *Chem. Commun.*, **2003**, 2406–
16 2407.
17
18
19
20
21
22 [16] Beeby, A.; Findlay, K. S.; Low, F. J.; Marder, T. B. A Re-Evaluation of
23 Photophysical Properties of 1,4-Bis(phenylethynyl)benzene: A Model for
24 Poly(Phenyleneethynylene). *J. Am. Chem. Soc.*, **2002**, *124*, 8280–8284.
25
26
27
28
29 [17] Greaves, S. J.; Flynn, E. L.; Fitcher, F. L.; Wrede, E.; Lydon, D. P.; Low, P. J.;
30 Rutter, S. R.; Beeby, A. Cavity Ring-Down Spectroscopy of The Torsional Motions
31 of 1,4-Bis(phenylethynyl)benzene. *J. Phys. Chem. A*. **2006**, *110*, 2114–2121.
32
33
34
35 [18] Levitus, M.; Schmieder, K.; Ricks, H.; Shimizu, K. D.; Bunz, U. H. F.; García-
36 Garabay, M. A. Steps to Demarcate the Effects of Chromophore Aggregation and
37 Planarization in Poly(PHENyleneethynylene)s. 1. Rotationally Interrupted
38 Conjugation in the Excited States of 1,4-Bis(phenylethynyl)benzene. *J. Am. Chem.*
39 *Soc.*, **2001**, *123*, 4259–4265.
40
41
42
43
44
45
46 [19] Granadino-Roldán, J. M.; Garzón, A.; García, G.; Peña-Ruiz, T.; Fernández-
47 Liencres, M. P.; Navarro, A.; Fernández-Gómez, M. Theoretical Study of the Effect
48 of Ethynyl Group on the Structure and Electrical Properties of Phenyl-Thiadiazole
49
50
51
52
53
54
55
56
57
58
59
60

- 1
2
3
4
5
6 Systems as Precursors of Electron-Conducting Materials. *J. Chem. Phys.* **2009**, *130*,
7 234907-1–234907-10.
8
9
- [20] Garzón, A.; Granadino-Roldán, J. M.; Moral, M.; García, G.; Fernández-
10 Liencres, M. P.; Navarro, A.; Peña-Ruiz, T.; Fernández-Gómez, M. Density
11 Funcitonal Theory Study of the Optical and Electronic Properties of Oligomers Base
12 don Phenyl-Ethynyl Units Linked to Triazole, Thiadiazole, and Oxadiazole Rings to
13 Be Used in Moleuclar electronics. *J. Chem. Phys.*, **2010**, *132*, 064901-1–064901-11.
14
15
16
17
18
19
20
21
- [21] Granadino-Roldán, J. M.; Garzón, A.; García, G.; Moral, M.; Navarro, A.;
22 Fernández-Liencres, M. P.; Peña-Ruiz, T.; Fernández-Gómez, M. Theoretical Study
23 of the Effect of Alkyl and Alkoxy Lateral Chains on the Structural and Electronic
24 Properties of π -Conjugated Polymers Consisting of Phenylethynyl-1,3,4-
25 Thiadiazole. *J. Phys. Chem. C.*, **2011**, *115*, 2865–2873.
26
27
28
29
30
31
32
- [22] Garzón, A.; Granadino-Roldán, J. M.; García, G.; Moral, M.; Fernández-Gómez,
33 M. Crystal Structure and Charge Transport Properties of Poly(arylene-ethynylene)
34 Derivatives: A DFT Approach. *J. Chem. Phys.* **2013**, *138*, 154902-1–154902-6.
35
36
37
38
39
- [23] Moral, M.; García, G.; Garzón, A.; Granadino-Roldán, J. M.; Fernández-Gómez,
40 M. DFT Study of the Effect of Fluoringe Atoms on the Crystal Structure and
41 Semiconducting Properties of Poly(arylene-ethylene) derivatives. *J. Chem. Phys.*,
42 **2016**, *144*, 154902-1–154902-10.
43
44
45
46
47
- [24] Osaka, I.; Zhang, R.; Sauvé, G.; Smilgies, D. M.; Kowalewski, T.; McCullough,
48 R. D. High-Lamellar Orderin and Amorphous-Like π -Network in Short-Chain
49
50
51
52
53
54
55
56
57
58
59
60

- 1
2
3
4
5
6
7
8
9
10
11
12
13
14
15
16
17
18
19
20
21
22
23
24
25
26
27
28
29
30
31
32
33
34
35
36
37
38
39
40
41
42
43
44
45
46
47
48
49
50
51
52
53
54
55
56
57
58
59
60
- Thiazolothiazole-Thiophene Copolymers Lead to High Mobilities. *J. Am. Chem. Soc.* **2009**, *131*, 2521–2529.
- [25] Wudl, N.; Wudl, F. Two Poly(2,5-Thienylthiazolothiazole)s: Observation of Spontaneous Ordering in Thin Films. *Macromolecules*. **2008**, *41*, 3169–3174.
- [26] Ando, S.; Kumaki, D.; Nishida, J.; Tada, H.; Inoue, Y.; Tokito, S.; Yamashita, Y. Synthesis, Physical Properties and Field-Effect Transistors of Novel Thiazolothiazole-Penylene Co-oligomers. *J. Mater. Chem.*, **2007**, *17*, 553–558.
- [27] Ando, S.; Nishida, J.; Fujiwara, E.; Tada, H.; Inoue, Y.; Tokito, S.; Yamashita, Y. Physical Properties and Field-Effect Transistors Base don Novel Thiazolothiazole/Heterocyclic and Thiazolothiazole/Phenylene Co-Oligomres. *Synth. Metals*, **2006**, *156*, 327–331.
- [28] Shi, Q.; Fan, H.; Liu, Y.; Chen, J.; Shuai, Z.; Hu, W.; Li, Y.; Zha, X. Thiazolothiazole-Containing Polythiophenes with Low HOMO Level and High Hole Mobility for Polymer Solar Cells. *J. Polymer. Sci. A: Polymer. Chem.*, **2011**, *49*, 4875–4885.
- [29] Sanyal, S.; Manna, A. K.; Pati, S. K. Effect of Imide Functionalization on the Electronic, Optical, and Charge Transport Properties of Coronene: A Theoretical Study. *J. Phys. Chem. C*, **2013**, *117*, 825–836.
- [30] Hariharan, M.; Siegmund, K.; Zheng, Y.; Long, H.; Schatz, G. C.; Lewis, F. D. Perylenediimide-Linked DNA Dumbbells: Long-Distance Electronic Interactions and Hydrophobic Assitance of Base-Pair Melting. *J. Phys. Chem. C*, **2010**, *114*, 20466–20471.

- 1
2
3
4
5
6 [31] Grazulevicius, J. V.; Strohriegl, P.; Pielichowski, J.; Pielichowski, K. Carbazole-
7
8 Containing Polymers: Synthesis, Properties and Applications. *Prog. Polym. Sci.*, **2003**,
9
10 28, 1297–1353.
11
12 [32] García, G.; Garzón, A.; Granadino-Roldán, J. M.; Moral, M.; Navarro, A.;
13
14 Fernández-Gómez, M. Optoelectronic and Charge Transport Properties of Oligomers
15
16 Based on Phenylethynylene Units Linked to Thieno-acenes: A DFT Study. *J. Phys.*
17
18 *Chem. C*, **2011**, *115*, 6922–6392.
19
20 [33] García, G.; Moral, M.; Garzón, A.; Granadino-Roldán, J. M.; Navarro, A.;
21
22 Fernández-Gómez, M. Poly(arylenethynyl-thienoacenes) as Candidate for Organic
23
24 Semiconducting Materials. A DFT Insight. *Org. Elect.*, **2012**, *13*, 3244–3253.
25
26 [34] Wang, L.; Nan, G.; Yang, X.; Peng, Q.; Li, Q.; Shuai, Z. Computational
27
28 Methods for Design of Organic Materials with High Charge Mobility. *Chem. Soc. Rev.*,
29
30 **2010**, *39*, 423–434.
31
32 [35] Chen, X-K.; Zou, L-Y.; Min, C-G.; Ren, A-M.; Feng, J-K.; Sun, C-C.
33
34 Theoretical Investigation of Charge Injection and Transport Properties of Novel Organic
35
36 Semiconductor Materials-Cyclic Oligothiophenes. *Org. Electron.*, **2011**, *12*, 1198–
37
38 1210.
39
40 [36] Duhm, S.; Xin, Q.; Hosoumi, S.; Fukagawa, H.; Sato, K.; Ueno, N.; Kera, S.
41
42 Charge Reorganization Energy and Small Polaron Binding Energy of Rubrene Thin
43
44 Films by Ultraviolet Photoelectron Spectroscopy. *Adv. Mater.*, **2012**, *24*, 901–905.
45
46 [37] Marcus, R. A. Electron Transfer Reactions in Chemistry. Theory and
47
48 Experiment. *Rev. Mod. Phys.*, **1993**, *65*, 599.
49
50
51
52
53
54
55
56
57
58
59
60

- 1
2
3
4
5
6 [38] Barbara, P. F.; Meyer, T. J.; Ratner, M. A. Contemporary Issues in Electron
7 Transfer Research. *J. Phys. Chem.*, **1996**, *100*, 13148–13168.
8
9
10
11 [39] Stehr, V.; Fink, R. F.; Tafipolski, M.; Deibel, C.; Engels, B. Comparison of
12 Different Rate Constant Expressions for the Prediction of Charge and Energy Transport
13 in Oligoacenes. *WIREs Comput. Mol. Sci.*, **2016**, doi: 10.1002/wcms.1273.
14
15
16
17 [40] Olivier, Y.; Lemaury, V.; Brédas, J. L.; Cornil, J. Charge Hopping in Organic
18 Semiconductors: Influence of Molecular Parameters on Macroscopic Mobilities in
19 Model One-Dimensional Stacks. *J. Phys. Chem. A* **2006**, *110*, 6356–6364
20
21
22
23 [41] Burquel, A.; Lemaury, V.; Beljonne, D.; Lazzaroni, R.; Cornil, J. Pathways for
24 Photoinduced Charge Separation and Recombination at Donor-Acceptor
25 Heterojunctions: The Case of Oligophenylenevinylene-Perylene Bisimide Complexes.
26
27
28
29
30
31
32
33
34 [42] Newman, C. R.; Frisbie, C. D.; da Silva Filho, D. A.; Brédas, J. L.; Ewbank, P.
35 C.; Mann, R. K. Introduction to Organic Thin Film Transistors and Design of n-Channel
36 Organic Electronic. *Chem. Mater.* **2004**, *16*, 4436–4451.
37
38
39
40 [43] Troisi, A. Charge Transport in High Mobility Molecular Semiconductors:
41 Classical Models and New Theories. *Chem. Soc. Rev.*, **2011**, *40*, 2347–2358.
42
43
44 [44] Coropceanu, V.; André, J. M.; Malagoli, M.; Brédas, J. L. The Role of Vibronic
45 Interactions on Intramolecular and Intermolecular Electron Transfer in π -Conjugated
46 Oligomers. *Theor. Chem. Acc.*, **2003**, *110*, 59–69.
47
48
49
50 [45] Coropceanu, V.; Cornil, J.; da Silva Filho, D. A.; Olivier, Y.; Silbey, R.; Brédas,
51 J. L. Charge Transport in Organic Semiconductors. *Chem. Rev.*, **2007**, *107*, 926–952.
52
53
54

1
2
3
4
5
6
7
8
9
10
11
12
13
14
15
16
17
18
19
20
21
22
23
24
25
26
27
28
29
30
31
32
33
34
35
36
37
38
39
40
41
42
43
44
45
46
47
48
49
50
51
52
53
54
55
56
57
58
59
60

- 1
2
3
4
5
6 [46] McMahon, D. P.; Troisi, A. Evaluation of the External Reorganization Energy of
7 Polyacenes. *J. Phys. Chem. Lett.*, **2010**, *1*, 941–946.
8
9
10 [47] Norton, J.E.; Brédas, J. L. Polarization Energies in Oligoacene Semiconductor
11 Crystals. *J. Am. Chem. Soc.* **2008**, *130*, 12377–12384.
12
13 [48] Martinelli, N. G.; Savini, M.; Muccioli, L.; Olivier, Y.; Castet, F.; Zannoni, C.;
14 Beljonne, D.; Cornil, J. Modeling Polymer Dielectric/Pentacene Interfaces: On the Role
15 of Electrostatic Energy Disorder on Charge Carrier Mobility. *Adv. Funct. Mater.*, **2009**,
16 *19*, 3254–3261.
17
18 [49] Lemaire, V.; Steel, M.; Beljonne, D.; Brédas, J. L.; Cornil, J. Photoinduced
19 Charge Generation and Recombination Dynamics in Model Donor/Acceptor Pairs for
20 Organic Solar Cell Applications: A Full Quantum-Chemical Treatment. *J. Am. Chem.*
21 *Soc.* **2005**, *127*, 6077–6086.
22
23 [50] Nelsen, S. F.; Yunta, M. J. R. Estimation of Marcus λ for p-Phenylenediamines
24 from the Optical Spectrum of a Dimeric Derivative. *J. Phys. Org. Chem.* **1994**, *7*, 55–
25 62.
26
27 [51] Nelsen, S. F.; Blackstock, S. C.; Kim, Y. Estimation of Inner Shell Marcus
28 Terms for Amino Nitrogen Compounds by Molecular Orbital Calculations. *J. Am.*
29 *Chem. Soc.* **1987**, *109*, 677–682.
30
31 [52] Cheung, D. L.; Troisi, A. Modelling Charge Transport in Organic
32 Semiconductors: From Quantum Dynamics to Soft Matter. *Phys. Chem. Chem. Phys.*,
33 **2008**, *10*, 5941–5952.
34
35
36
37
38
39
40
41
42
43
44
45
46
47
48
49
50
51
52
53
54
55
56
57
58
59
60

- 1
2
3
4
5
6 [53] Sancho-García, J. C. Application of Double-Hybrid Density Functional of
7 Charge Transfer in N-substituted Pentacenequinones. *J. Chem. Phys.*, **2012**, *136*,
8 174703.
9
10
11
12 [54] Kera, S.; Yamane, H.; Ueno, N. First-principles Measurements of Charge
13 Mobility in Organic-Semiconductors: Valence Hole-Vibration Coupling in Organic
14 Ultrathin Films. *Proc. Surf. Science.*, **2009**, *54*, 135–154.
15
16
17 [55] Yavuz, I.; Martin, B. N.; Park, J.; Houk, K. N. Theoretical Study of the
18 Molecular Ordering, Paracrystallinity, And Charge Mobilities of Oligomers in Different
19 Crystalline Phases. *J. Am. Chem. Soc.* **2015**, *137*, 2856–2866
20
21
22 [56] Sun, S. S.; Dalton, L. R. Introduction to Organic Electronic and Optoelectronic
23 Materials and Devices; CRC Press: Taylor & Francis Group, New York, **2005**.
24
25
26 [57] Michaelson, H. B. The Work Function of the Elements and its Periodicity. *J.*
27 *Appl. Phys.*, **1977**, *48*, 4729–4733.
28
29
30 [58] Körzdörfer, T.; Parrish, R. M.; Sears, J. S.; Sherrill, C. D.; Brédas, J. L. On the
31 Relationship between Bond-Length Alternation and Many-Electron Self-Interaction
32 Error. *J. Chem. Phys.*, **2012**, *137*, 124305.
33
34
35 [59] Anthopoulos, T. D.; Anyfantis, G. C.; Papavassiliou, G. C.; de Leeuw, D. M.
36 Air-Stable Ambipolar Organic Transistors. *Appl. Phys. Lett.*, **2007**, *90*, 122105.
37
38
39 [60] Zhan, X.; Facchetti, A.; Barlow, S.; Marks, T. J.; Ratner, M. A.; Wasielewski,
40 M. R.; Marder, S. R. Rylene and Related Diiides for Organic Electronics. *Adv. Mater.*,
41 **2011**, *23*, 268–284.
42
43
44
45
46
47
48
49
50
51
52
53
54
55
56
57
58
59
60

- 1
2
3
4
5
6 [61] Frisch, M. J.; Trucks, G. W.; Schlegel, H. B.; Scuseria, G. E.; Robb, M. A.;
7
8 Cheeseman, J. R.; Scalmani, G.; Barone, V.; Mennucci, B.; Petersson, G.A.; *et al.*
9
10 Gaussian 09, revision D.01; Gaussian Inc.: Wallingford, CT, **2009**.
- 11
12 [62] Becke, A. D. Density-Functional Thermochemistry. III. The Role of Exact
13
14 Exchange. *J. Chem. Phys.* **1993**, *98*, 5648–5652.
- 15
16 [63] Lee, C.; Yang, W.; Parr, R. G. Development of the Coll-Salvetti Correlation-
17
18 Energy Formula into a Functional of the Electron Density. *Phys. Rev. B.* **1988**, *37*, 785–
19
20 789.
- 21
22 [64] Perdew, J. P.; Burke, K.; Ernzerhof, M. Generalized Gradient Approximation
23
24 Made Simple. *Phys. Rev. Lett.*, **1996**, *77*, 3865.
- 25
26 [65] Zhao, Y.; Truhlar, D. G. The M06 Suite of Density Functional for Main Group
27
28 Thermochemistry, Thermochemical Kinetics, NonCovalent Interactions, Excited States,
29
30 and Transition Elements: Two New Functional and Systematic Testin of Four M06-
31
32 class Functional and 12 other Functionals. *Theor. Chem. Acc.*, **2008**, *120*, 215–241.
- 33
34 [66] Jacquemin, D.; Perpète, E. A.; Coifini, I.; Adamo, C. Accurate Simulation of
35
36 Optical Properties in Dyes. *Acc. Chem. Res.*, **2009**, *42*, 326–324.
- 37
38 [67] Moral, M.; García, G.; Peñas, A.; Garzón, A.; Granadino-Roldán, J. M.;
39
40 Melguizo, M.; Fernández-Gómez, M. Electronic Properties of Diphenyl-*s*-tetrazine and
41
42 Some Related Oligomers. An Spectroscopy and Theoretical Chemistry. *Chem. Phys.*,
43
44
45
46
47
48
49 **2012**, *408*, 17–27.
- 50
51
52
53
54
55

- 1
2
3
4
5
6 [68] Moral, M.; Garzón, A.; García, G.; Granadino-Roldán, J. M.; Fernández-Gómez,
7
8 M. DFT Study of the Ambipolar Character of Polymers on the Basis of *s*-Tetrazine and
9
10 Aryl Rings. *J. Phys. Chem. C.* **2015**, *119*, 4588–4599.
- 11
12 [69] Granadino-Roldan, J. M.; Garzón, A.; Moral, M.; García, G.; Peña-Ruiz, T.;
13
14 Fernández-Liencre, M. P.; Navarro, A.; Fernández-Gómez, M. Theoretical ESTimation
15
16 of the Optical Bandgap in a Series of Poly(aryl-ethynylene)s: A DFT Study. *J. Chem.*
17
18 *Phys.*, **2014**, *140*, 044908-1–044908-5.
- 19
20 [70] Meier, H.; Stalmach, U.; Kolshorn, H. Effective Conjugation Length and UV/vis
21
22 Spectra of Oligomers. *Acta Polym.*, **1997**, *48*, 379–384.
- 23
24 [71] García, G.; Granadino-Roldán, J. M.; Garzón, A.; Moral, M.; Peña-Ruiz, T.;
25
26 Navarro, A.; Fernández-Liencre, M. P.; Fernández-Gómez, M. Theoretical Study of
27
28 Bis(Phenylethynyl)thienoacenes as Precursor of Molecular Wires for Molecular
29
30 Electronics. *J. Phys. Chem. C.*, **2010**, *114*, 12325–12334.
- 31
32 [72] Hung, Y. C.; Jiang, J. C.; Chao, C. Y.; Su, W. F.; Lin, S. T. Theoretical Study on
33
34 the Correlation between Band Gap, Bandwidth, and Oscillator Strenght in Fluorene-
35
36 Based Donor-Acceptor Conjugated Copolymers. *J. Phys. Chem. B.*, **2009**, *113*, 8268–
37
38 8277.
- 39
40 [73] Lin, B. C.; Cheng, C. P.; Lao, Z. P. M. Reorganization Energy in the Transports
41
42 of Holes and Electrons in Organic Amines in Organic Electroluminiscence Studied by
43
44 Density Functional Theory. *J. Phys. Chem. A*, **2003**, *107*, 5241–5251.
- 45
46 [74] Randic, M. Aromaticity of Polycyclic Conjugated Hydrocarbons. *Chem. Rev.*,
47
48
49
50
51
52
53
54
55
56
57
58
59
60 **2003**, *103*, 3449–3606.

- 1
2
3
4
5
6 [75] Coropceanu, V.; Malagoli, M.; da Silva Filho, D. A.; Gruhn, N. E.; Bill, T. G.;
7
8 Brédas, J. L. Hole- and Electron-Vibrational Coupling in Oligoacene Crystals:
9
10 Intramolecular Contributions. *Phys. Rev. Lett.*, **2002**, *89*, 275503–275507.
11
12 [76] Zhan, C. G.; Nichols, J. A.; Dixon, D. A. Ionization Potential, Electron Affinity,
13
14 Electronegativity, Hardness, and Electron Excitation Energy: Molecular Properties from
15
16 Density Functional Theory. *J. Phys. Chem. A.*, **2003**, *107*, 4184–4195.
17
18 [77] Rienstra-Kiracofe, J. C.; Tschumper, G. S.; Schaefer III, H. F.; Nandi, S.;
19
20 Ellison, G. B. Atomic and Molecular Electron Affinities: Photoelectron Experiments
21
22 and Theoretical Computations. *Chem. Rev.*, **2002**, *102*, 231–282.
23
24 [78] Rienstra-Kiracofe, J. C.; Barden, C. J.; Brown, S. T.; Schaefer III, H. F. Electron
25
26 Affinities of Polycyclic Aromatic Hydrocarbons. *J. Phys. Chem. A.*, **2001**, *105*, 524–528.
27
28 [79] Muscat, J.; Wander, A.; Harrison, N. M. On the Prediction of Band Gaps from
29
30 Hybrid Functional Theory. *Chem. Phys. Lett.*, **2001**, *342*, 397–401.
31
32 [80] Tsuneda, T.; Song, J. W.; Suzuki, S.; Hirao, J. On Koopmans' Theorem in
33
34 Density Functional Theory. *J. Chem. Phys.*, **2010**, *133*, 174101.
35
36 [81] Heyd, J.; Scuseria, G. E. Efficient Hybrid Density Functional Calculations in
37
38 Solids: Assessment of the Heyd-Scuseria-Ernzerhof Screened Coulomb Hybrid
39
40 Functional. *J. Chem. Phys.*, **2004**, *121*, 1187.
41
42 [82] Heyd, J.; Peralta, J. E.; Scuseria, G. E.; Martin, R. L. Energy Band Gaps and
43
44 Lattice Parameters Evaluated with the Heyd-Scuseria-Ernzerhof Screened Hybrid
45
46 Functional. *J. Chem. Phys.*, **2005**, *123*, 174101.
47
48
49
50
51
52
53
54
55
56
57
58
59
60

- 1
2
3
4
5
6 [83] Krukau, A. V.; Vydrov, A. O.; Izmaylov, A. F.; Scuseria, G. E. Influence of the
7 Exchange Screening Parameter of the Performance of Screened Hybrid Functionals. *J.*
8 *Chem. Phys.*, **2006**, *125*, 224106.
9
10
11
12 [84] Mühlbacher, D.; Scharber, M.; Morana, M.; Zhu, Z.; Waller, D.; Gaudiana, R.;
13 Brabec, C. High Photovoltaic Performances of a Low-Bandgap Polymer. *Adv. Mater.*,
14 **2006**, *18*, 2884–2889.
15
16
17 [85] Guo, X.; Watson, M. D. Pyromellitic Diimide-Based Donor-Acceptor
18 Poly(phenyleneethynylene)s. *Macromolecules*, **2011**, *44*, 6711–6716.
19
20
21 [86] Jones, B. A.; Fachetti, A.; Wasielewski, M. R.; Marks, T. J. Tuning Orbital
22 Energetics in Arylene Diimide Semiconductors. Materials Design for Ambient Stability
23 of n-Type Charge Transport. *J. Am. Chem. Soc.*, **2007**, *129*, 15259–15278.
24
25 [87] Li, D.; Zhang, Z.; Zhao, S.; Wang, Y.; Zhang, H. Diboron-Containing
26 Fluorophores with Extended Ladder-type π -Conjugated skeletons. *Dalton Trans.*, **2011**,
27 *40*, 1279–1285.
28
29 [88] Olgun, U.; Gülfen, M. Synthesis of Fluorescence Poly(Phenylene-thiazolo[5,4-
30 d]thiazole) Copolymer Dye: Spectroscopy, Cyclic Voltammetry and Thermal Analysis.
31 *Dyes and Pigments*, **2014**, *102*, 189–195.
32
33 [89] Lin, B. C.; Cheng, C. P.; You, Z. Q.; Hsu, C. P. Charge Transport Properties of
34 Tris (8-hydroxyquinolinato)aluminum (III): Why It Is an Electron Transport. *J. Am.*
35 *Chem. Soc.*, **2005**, *127*, 66–67.
36
37 [90] Rawson, J.; Angiolillo, P. J.; Therien, M. J. Extreme Electron Polaron Spatial
38 Delocalization in π -Conjugated Materials. *PNAS*, **2015**, *112*, 13779–13783.
39
40
41
42
43
44
45
46
47
48
49
50
51
52
53
54
55
56
57
58
59
60

- 1
2
3
4
5
6 [91] Chesterfield, R. J.; McKeen, J. C.; Newman, C. R.; Ewbank, P. C.; da Silva
7 Filho, D. A.; Brédas, J. L.; Miller, L. L.; Mann, K. R.; Frisbie, C. D. Organic Thin Film
8 Transistors Based on N-Alkyl Perylene Diimides: Charge Transport Kinetics as a
9 Function of Gate Voltage and Temperature. *J. Phys. Chem. B.*, **2004**, *108*, 19281–
10 19292.
11
12 [92] McGarry, K. A.; Xie, W.; Sutton, C.; Risko, C.; Wu, Y.; Young, W. G.; Brédas,
13 J. L.; Frisbie, C. D.; Douglas, C. J. Rubrene-Based Single Crystal Organic
14 Semiconductors: Synthesis, Electronic Structure, and Charge-Transport Properties.
15 *Chem. Mater.*, **2013**, *25*, 2254–2263.
16
17 [93] Fazzi, D.; Castiglioni, M. C. C. Quantum-Chemical Insights into the Prediction
18 of Charge Transport Parameters for a Naphthalenetetracarboxydiimide-Based
19 Copolymers With Enhanced Electron Mobility. *J Am Chem Soc.*, **2011**, *133*, 19056–
20 19059.
21
22 [94] Xiao, J; Liu, X-K.; Wang, X-X.; Zheng, C-J.; Li, F. Tailoring Electronic
23 Structure of Organic Host for High-Performance Phosphorescent Organic Light-
24 Emitting Diodes. *Org. Electron.*, **2014**, *15*, 2763–2768.
25
26 [95] Otón, F.; Pfattner, R.; Pavlica, E.; Olivier, Y.; Moreno, E.; Puigdollers, J.;
27 Bratina, G.; Cornil, J.; Fontrodona, X.; Mas-Torrent, M.; *et al.* Electron-Withdrawing
28 Substituted Tetraiafulvalenes as Ambipolar Semiconductors. *Chem. Mater.*, **2011**, *23*,
29 851–861.
30
31 [96] Sokolov, A. N.; Atahan-Evrenk, S.; Mondal, R.; Akkerman, H. B.; Sánchez-
32 Carrera, R. S.; Granados-Focil, S.; Schrier, J.; Mannsfeld, S. C. B.; Zoombelt, A. P.;

1
2
3
4
5
6
7 Bao, Z.; Aspuru-Guzik, A. From Computational Discovery to Experimental
8 Characterization of a High Hole Mobility Organic Crystal. *Nature Commun.*, **2011**, *437*,
9 1–8.

10
11
12 [97] Sánchez-Carrera, R. S.; Paramonov, P.; Day, G. M.; Coropceanu, V.; Brédas, J.
13 L. Interaction of Charge Carriers with Lattice Vibrations in Oligoacene Crystals from
14 Naphthalene to Pentacene. *J. Am. Chem. Soc.*, **2010**, *132*, 14437–14446.

15
16 [98] Koh, S. E.; Risko, C.; da Silva Filho, D. A.; Kwon, O.; Facchetti, A.; Brédas, J.
17 L.; Marks, T. J.; Ratner, M. A. Modelling Electron and Hole Transport in Fluoroacene-
18 Oligothiophene Semiconductors: Investigation of Geometric and Electronic Structure
19 Properties. *Adv. Funct. Mater.*, **2008**, *18*, 332–340.

20
21 [99] Sahu, H.; Panda, A. N. Computational Investigation of Charge Injection and
22 Transport Properties of a Series of Thiophene-Pyrrole Based Oligo-Azomethines. *Phys.*
23 *Chem. Chem. Phys.* **2014**, *16*, 8563–8574.

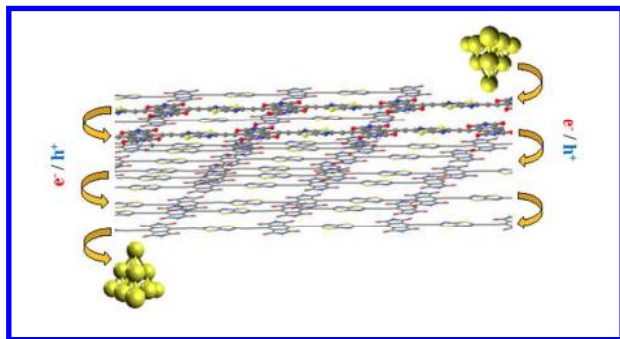
24
25 [100] Kojima, H.; Mori, T. Estimated Mobility of Ambipolar Organic Semiconductors,
26 Indigo and Diketopyrrolopyrrole. *Chem. Lett.*, **2013**, *42*, 68–70.

27
28 [101] Xue, Z.; Liu, X.; Lv, Y.; Zhang, N.; Guo, X. Low-Work-Function, ITO-Free
29 Transparent Cathodes for Inverted Polymer Solar Cells. *Appl. Mater. Interfaces*, **2015**,
30 *7*, 19960 – 19965.

31
32 [102] Greiner, M. T.; Chai, L.; Helander, M. G.; Tang, W. M.; Lu, Z-H. Transition
33 Metal Oxide Work Functions: The Influence of Cation Oxidation State and Oxygen
34 Vacancies. *Adv. Funct. Mater.*, **2012**, *22*, 4557–4568.

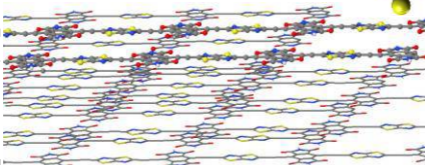
1
2
3
4
5
6 [103] Greiner, M. T.; Lu, Z.-H. Thin-Film Metal Oxides in Organic Semiconductor
7
8
9 Devices: Their Electronic Structures, Work Functions and Interfaces. *NPG Asia Mater.*,
10
11 **2013**, 5, 1–16.
12
13
14
15
16
17
18
19
20
21
22
23
24
25
26
27
28
29
30
31
32
33
34
35
36
37
38
39
40
41
42
43
44
45
46
47
48
49
50
51
52
53
54
55
56
57
58
59
60

Table of Contents Graphic



1
2
3
4
5
6
7

e^- / h^+



ACS Paragon Plus Environment



e^- / h^+