
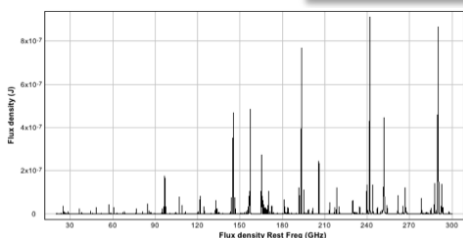
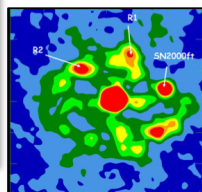
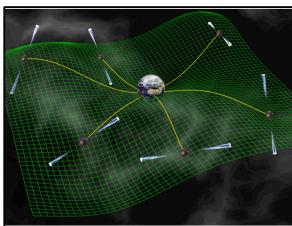

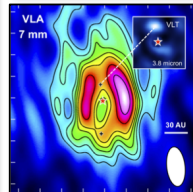
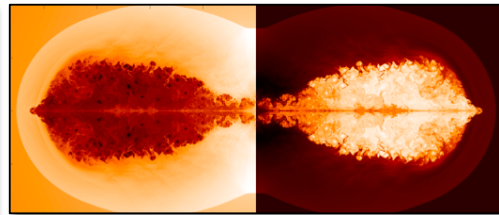


The Spanish Square Kilometre Array White Book

Editors

Miguel Pérez-Torres
Lourdes Verdes-Montenegro
José Carlos Guirado
Antonio Alberdi
Jesús Martín-Pintado
Rafael Bachiller
Diego Herranz
Josep Miquel Girart
Simone Migliari
José Miguel Rodríguez-Espinosa



Editors

Miguel Pérez-Torres (Editor-in-chief; Instituto de Astrofísica de Andalucía, IAA-CSIC, Spain & Centro de Estudios de la Física del Cosmos de Aragón, CEFCA, Spain)

Lourdes Verdes-Montenegro (Instituto de Astrofísica de Andalucía, IAA-CSIC, Spain)

José Carlos Guirado (Observatori Astronòmic, Universitat de València, Spain; Departament d’Astronomia i Astrofísica, Universitat de València, Spain)

Antonio Alberdi (Instituto de Astrofísica de Andalucía, IAA-CSIC, Spain)

Jesús Martín-Pintado (Centro de Astrobiología, INTA-CSIC, Spain)

Rafael Bachiller (Observatorio Astronómico Nacional, IGN, Spain)

Diego Herranz (Instituto de Física de Cantabria, IFCA/CSIC-UC), Spain)

Josep Miquel Girart (Institut de Ciències de l’Espai, CSIC-IEEC, Spain)

Javier Gorgas (Departamento de Astrofísica y Física de la Atmósfera, Universidad Complutense de Madrid, Spain)

Carlos Hernández-Monteagudo (Centro de Estudios de la Física del Cosmos de Aragón, CEFCA, Spain)

Simone Migliari (European Space Astronomy Centre, European Space Agency, Spain; Departament d’Astronomia i Meteorologia, Universitat de Barcelona, Spain)

José Miguel Rodríguez-Espinosa (Instituto de Astrofísica de Canarias, IAC, Spain; Departamento de Astrofísica, Universidad de La Laguna, Spain)

This publication is endorsed by the Red de Infraestructuras de Astronomía

© 2015 Sociedad Española de Astronomía

ISBN 978-84-606-8955-3 Sociedad Española de Astronomía

Cover design and layout: Lourdes Verdes-Montenegro

Cover images show artist impressions of the Square Kilometre Array (SKA) configuration and of the different antenna types used in the SKA, as well as images from different chapters in this White Book. Image credits (from top to bottom, clockwise): SKA Organisation, Perucho et al. (this book), Anglada et al. (this book), Verdes-Montenegro (HCG 16 VLA-HI data, priv. comm.), SKA Organisation, Pérez-Torres et al. (this book), Jiménez-Serra & Martín-Pintado (this book), and Max Planck Institute for Radio Astronomy (D. Champion).

Reproduction is permitted, provided the source is acknowledged. Neither the editors, nor any person that contributed to this “White Book” is responsible for the use by others of the information contained in this publication or can be held responsible for any errors that may remain in the text.

The Spanish Square Kilometre Array White Book

Contributing authors

Acosta Pulido J. A. (Instituto de Astrofísica de Canarias), Spain), Agudo I. (Instituto de Astrofísica de Andalucía, CSIC, Spain), Alberdi A. (Instituto de Astrofísica de Andalucía, CSIC, Spain), Alcolea J. (Observatorio Astronómico Nacional, IGN, Spain), Alfaro E.J. (Instituto de Astrofísica de Andalucía, CSIC, Spain), Alonso-Herrero A. (Instituto de Física de Cantabria, CSIC-UC, Spain), Anglada G. (Instituto de Astrofísica de Andalucía, CSIC, Spain), Arnalte-Mur P. (Observatori Astronòmic de la Universitat de València, Spain), Ascasibar Y. (Departamento de Física Teórica, Universidad Autónoma de Madrid, Spain), Ascaso B. (GEPI, Observatoire de Paris, CNRS, Université Paris Diderot, France), Azulay R. (Departamento de Astronomía y Astrofísica, Universidad de Valencia, Spain), Bachiller R. (Observatorio Astronómico Nacional, IGN, Spain), Báez-Rubio A. (Centro de Astrobiología, CSIC/INTA, Spain), Battaner E. (Departamento de Física Teórica y del Cosmos, Universidad de Granada, Spain; Instituto Carlos I de Física Teórica y Computacional, Universidad de Granada, Spain), Blasco J. (Instituto de Astrofísica de Andalucía, CSIC, Spain), Brook C.B. (Departamento de Física Teórica, Universidad Autónoma de Madrid, Spain), Bujarrabal V. (Observatorio Astronómico Nacional, IGN, Spain), Busquet G. (Instituto de Astrofísica de Andalucía, CSIC, Spain), Caballero-García M. D. (Czech Technical University in Prague, Faculty of Electrical Engineering, Czech Republic), Carrasco-González C. (Centro de Radioastronomía y Astrofísica, UNAM, Mexico), Casares J. (Instituto de Astrofísica de Canarias, Spain; Departamento de Astrofísica, Universidad de La Laguna, Spain), Castro-Tirado A.J. (Instituto de Astrofísica de Andalucía, CSIC, Spain; Unidad Asociada Ingeniería de Sistemas y Automática, ISA-UMA, Universidad de Málaga, Spain), Colina L. (Astrophysics Department, Center for Astrobiology, CSIC-INTA, Spain), Colomer F. (Observatorio Astronómico Nacional, Alcalá de Henares, Spain), de Gregorio-Monsalvo I. (Joint ALMA Observatory, Chile), del Olmo A. (Instituto de Astrofísica de Andalucía, CSIC, Spain), Desmurs J-F (Observatorio Astronómico Nacional, IGN, Spain), Diego J.M. (Instituto de Física de Cantabria, CSIC-UC, Spain), Domínguez-Tenreiro R. (Departamento de Física Teórica, Universidad Autónoma de Madrid, Spain), Estalella R. (Departament d'Astronomia i Meteorologia, Univ. de Barcelona, Spain), Fernández-Soto A. (Instituto de Física de Cantabria, Universidad de Cantabria-CSIC, Spain; Unidad Asociada Observatorio Astronómico, Universitat de València-IFCA, Spain), Florido E. (Departamento de Física Teórica y del Cosmos, Universidad de Granada, Spain; Instituto Carlos I de Física Teórica y Computacional, Universidad de Granada, Spain), Font J. (Instituto de Astrofísica de Canarias, Spain), Font J.A. (Departamento de Astronomía y Astrofísica, Universitat de València, Spain; Observatori Astronòmic, Universitat de València, Spain), Fuente A. (Observatorio Astronómico Nacional, IGN, Spain), García-Burillo S. (Observatorio Astronómico Nacional-Observatorio de Madrid, Spain), García-Benito R. (Instituto de Astrofísica de Andalucía, CSIC, Spain), García-Lorenzo B. (Instituto de Astrofísica de Canarias, Spain; Departamento de Astrofísica, Universidad de La Laguna, Spain), Gil de Paz A. (Dept. Astrofísica, U. Complutense, CC. Físicas, Spain), Girart J.M. (Institut de Ciències de l'Espai, CSIC-IEEC, Campus UAB, Spain), Goicoechea J.R. (Instituto de Ciencia de Materiales de Madrid, ICMM-CSIC, Spain), Gómez J.F. (Instituto de Astrofísica de Andalucía, CSIC, Spain), González-García M. (Group of Molecular Astrophysics, ICMM, CSIC, Spain), Gonzalez-Martin O. (Centro de Radioastronomía y Astrofísica, CRyA-UNAM, Mexico), González-Serrano J.I. (Instituto de Física de Cantabria (Universidad de Cantabria-CSIC),

Spain), Gorgas J. (Departamento de Astrofísica y Física de la Atmósfera, Universidad Complutense de Madrid, Madrid, Spain), Gorosabel¹ J. (Instituto de Astrofísica de Andalucía, CSIC, Spain; Unidad Asociada Grupo Ciencias Planetarias, UPV/EHU, IAA-CSIC, Departamento de Física Aplicada I, E.T.S. Ingeniería, Universidad del País Vasco, UPV/EHU, Spain; Ikerbasque, Basque Foundation for Science, Spain), Guijarro A. (Centro Astronómico Hispano Alemán, Calar Alto, Spain), Guirado J.C. (Observatori Astronòmic, Universitat de València, Spain; Departament d’Astronomia i Astrofísica, Universitat de València, Spain), Hernández-García L. (Instituto de Astrofísica de Andalucía, CSIC, Spain), Hernández-Monteagudo C. (Centro de Estudios de Física del Cosmos de Aragón, Spain), Herranz D. (Instituto de Física de Cantabria, CSIC-UC, Spain), Herrero-Illana R. (Instituto de Astrofísica de Andalucía, CSIC, Spain), Hu Y-D (Instituto de Astrofísica de Andalucía, CSIC, Spain), Huélamo N. (Centro de Astrobiología, INTA-CSIC, Spain), Huertas-Company M. (GEPI, Observatoire de Paris, CNRS, France), Iglesias-Páramo J. (Instituto de Astrofísica de Andalucía, CSIC, Spain), Jeong S. (Instituto de Astrofísica de Andalucía, CSIC, Spain), Jiménez-Serra I. (University College London, Department of Physics and Astronomy, UK), Knapen J.H. (Instituto de Astrofísica de Canarias, Spain; Departamento de Astrofísica, Universidad de La Laguna, Spain), Lineros R.A. (Instituto de Física Corpuscular, CSIC-UV, Spain), Lisenfeld U. (Departamento de Física Teórica y del Cosmos, Universidad de Granada, Spain; Instituto Universitario Carlos I de Física Teórica y Computacional, Facultad de Ciencias, Spain), Marcaide J.M. (Dept. Astronomia i Astrofísica, Universitat de València, Spain), Márquez I. (Instituto de Astrofísica de Andalucía, CSIC, Spain), Martí J. (Departamento de Física, Escuela Politécnica Superior de Jaén, Universidad de Jaén, Spain), Martí J.M. (Dept. d’Astronomia i Astrofísica. Universitat de València, Spain; Obs. Astronòmic. Universitat de València, Spain), Martínez-González E. (Instituto de Física de Cantabria, CSIC-UC, Spain), Martín-Pintado J. (Centro de Astrobiología, INTA-CSIC, Spain), Martí-Vidal I. (Onsala Space Obs., Chalmers University of Technology, Sweden), Masegosa J. (Instituto de Astrofísica de Andalucía, CSIC, Spain), Mayen-Gijón J.M. (Instituto de Astrofísica de Andalucía, CSIC, Spain), Mezcua M. (Harvard-Smithsonian Center for Astrophysics, USA), Migliari S. (European Space Astronomy Centre, European Space Agency, Spain; Departament d’Astronomia i Meteorologia, Universitat de Barcelona, Spain), Mimica P. (Dept. d’Astronomia i Astrofísica. Universitat de València, Spain), Moldón J. (Departament d’Astronomia i Meteorologia, Institut de Ciències del Cosmos, Universitat de Barcelona, IEEC-UB, Spain; ASTRON, the Netherlands Institute for Radio Astronomy, the Netherlands), Morata Ó. (Institute of Astronomy and Astrophysics, Academia Sinica, Taiwan), Negueruela, I. (Departamento de Física, Ingeniería de Sistemas y Teoría de la Señal, Universidad de Alicante, Spain), Oates S.R. (Instituto de Astrofísica de Andalucía, CSIC, Spain), Osorio M. (Instituto de Astrofísica de Andalucía, CSIC, Spain), Palau A. (Centro de Radioastronomía y Astrofísica, Universidad Nacional Autónoma de México, México), Paredes J.M. (Departament d’Astronomia i Meteorologia, Institut de Ciències del Cosmos, Universitat de Barcelona, Spain), Perea J. (Instituto de Astrofísica de Andalucía, CSIC, Spain), Pérez-González P.G. (Departamento de Astrofísica, Facultad de CC. Físicas, Universidad Complutense de Madrid, Spain), Pérez-Montero E. (Instituto de Astrofísica de Andalucía, CSIC, Spain), Pérez-Torres M.A. (Instituto de Astrofísica de Andalucía, CSIC,

¹Deceased

Spain; Centro de Estudios de la Física del Cosmos de Aragón, Spain; Departamento de Física Teórica, Universidad de Zaragoza, Spain), Perucho M. (Dept. d'Astronomia i Astrofísica, Universitat de València, Spain; Observatori Astronòmic, Universitat de València, Spain), Planelles S. (Astronomy Unit, Department of Physics, University of Trieste, Italy; INAF, Osservatorio Astronomico di Trieste, Italy), Pons J.A. (Departament de Física Aplicada, Universitat d'Alacant, Spain), Prieto A. (Instituto de Astrofísica de Canarias, Spain; Departamento de Astrofísica, Universidad de La Laguna, Spain), Quilis V. (Dept. d'Astronomia i Astrofísica, Universitat de València, Spain; Obs. Astronòmic, Universitat de València, Spain), Ramírez-Moreta P. (IAA-CSIC, Spain), Ramos Almeida C. (Instituto de Astrofísica de Canarias, Spain; Departamento de Astrofísica, Universidad de La Laguna, Spain), Rea N. (Anton Pannekoek Institute for Astronomy, University of Amsterdam, The Netherlands; Institute of Space Sciences, CSIC-IEEC, Campus UAB, Spain), Ribó M. (Departament d'Astronomia i Meteorologia, Institut de Ciències del Cosmos, Universitat de Barcelona, IEEC-UB, Spain; Serra Hünter Fellow), Rioja M.J. (Onsala Space Observatory, Chalmers Univ. of Technology, Sweden; Korea Astronomy and Space Science Institute, Korea; International Centre for Radio Astronomy Research, Univ. Western Australia, Australia; Observatorio Astronómico Nacional, Alcalá de Henares, Spain), Rodríguez Espinosa J.M. (Instituto de Astrofísica de Canarias, Spain; Departamento de Astrofísica, Universidad de La Laguna, Spain), Ros E. (Max-Planck-Institut für Radioastronomie, Germany; Dept. Astronomia i Astrofísica, Universitat de València, Spain; Observatori Astronòmic, Universitat de València, Spain), Rubiño-Martín J.A. (Instituto de Astrofísica de Canarias, Spain; Departamento de Astrofísica, Universidad de La Laguna, Spain; Instituto de Física Corpuscular, CSIC-UV, Spain), Ruiz-Granados B. (Instituto de Física de Cantabria, CSIC-Universidad de Cantabria, Spain), Sabater J. (Institute for Astronomy (IfA), University of Edinburgh, Royal Observatory, UK), Sánchez Contreras C. (Centro de Astrobiología, INTA-CSIC, Spain), Sánchez S. (Instituto de Astronomía, Universidad Nacional Autónoma de México, México), Sánchez-Monge A. (I. Physikalisches Institut, Universität zu Köln, Germany), Sánchez-Ramírez R. (Instituto de Astrofísica de Andalucía, CSIC, Spain; Unidad Asociada Grupo Ciencias Planetarias, UPV/EHU, IAA-CSIC, Departamento de Física Aplicada I, E.T.S. Ingeniería, Universidad del País Vasco, UPV/EHU, Spain; Ikerbasque, Basque Foundation for Science, Spain), Sintés A.M. (Departament de Física, Universitat de les Illes Balears and Institut d'Estudis Espacials de Catalunya, Spain), Solanes J.M. (Departament d'Astronomia i Meteorologia and Institut de Ciències del Cosmos, Universitat de Barcelona, Spain), Sopena C.F. (Institut de Ciències de l'Espai, CSIC-IEEC, Campus UAB, Spain), Tafalla M. (Observatorio Astronómico Nacional-IGN, Spain), Tello J.C. (Instituto de Astrofísica de Andalucía, CSIC, Spain), Tercero B. (Instituto de Ciencia de Materiales de Madrid, CSIC), Spain), Toribio M.C. (Netherlands Institute for Radio Astronomy, ASTRON, The Netherlands), Torrelles J.M. (Instituto de Ciencias del Espacio, CSIC-UB/IEEC, Spain), Torres M. A. P. (European Southern Observatory, Chile; SRON Netherlands Institute for Space Research, The Netherlands), Usero A. (Obs. Astronómico Nacional-Obs. de Madrid, Spain), Verdes-Montenegro L. (Instituto de Astrofísica de Andalucía, CSIC, Spain), Vidal-García A. (UPMC-CNRS, UMR7095, Institut d'Astrophysique de Paris, France), Vielva P. (Instituto de Física de Cantabria, CSIC-UC, Spain), Vílchez J. (Instituto de Astrofísica de Andalucía, CSIC, Spain), Zhang B-B (Instituto de Astrofísica de Andalucía, CSIC, Spain)

Foreword

Spain has a proud and strong tradition in radio astronomy. Spain has built and operates observatories at Yebes near Madrid, the IRAM 30-m dish on Pico Veleta in the Sierra Nevada near Granada, and is now constructing a small network of 12-m dishes for geodetic VLBI. Spanish astronomers make use of all major radio observatories around the world to conduct their science, as well as using facilities operating in wavebands other than radio. Spain is, of course, a member state of ESO. The Spanish astronomical community has maintained a close interest in the development of the Square Kilometre Array (SKA). Currently, approximately 2 M€ of staff time and other resources is focused on several of the SKA design consortia and, of course, Spanish astronomers are keen to see SKA built so they can conduct their science.

I am extremely impressed with the range of science in which Spanish astronomers are interested; it covers most of the key science areas in which SKA will deliver. As you, the reader, will see in the chapters in this White Book below, Spanish groups wish to use the SKA to participate in several of the areas identified as SKA key science, including the so-called Cosmic Dawn and the Epoch of Reionisation and fundamental physics through the detection and understanding of gravitational waves. They have strong interests in many other aspects of SKA-related science from the study of neutral hydrogen, the most common element in the Universe, through to how young stars form in our own Milky Way.

There are several chapters reminding us of the synergy that SKA will have with the other major instruments, such as ALMA, high-energy space observatories, Euclid, J-PAS and more. This is a demonstration of the modern multi-wavelength approach to astronomy and astrophysics; we do not truly understand an object, a surveyed region or a physical phenomenon until we have observed it across all of the available spectrum.

With this Spanish SKA White Book, the Spanish astronomy community has laid down a clear statement of their intent to be an integral part of the SKA project, to be engaged in the design and construction and to be leaders of SKA science. I congratulate all authors on developing an excellent set of chapters.

Philip Diamond

Director General

SKA Organisation

Preface

During the last century, Radio astronomy has made fundamental contributions to our understanding of the Universe, as it allows the study of phenomena and components that cannot be observed with any other technique. Thanks to facilities like LOFAR, EVN, JVLA, NOEMA and ALMA², as well as other major worldwide ground-based radio telescopes and interferometers, and space and airborne observatories, radio astronomy covers now the range from submillimetre to metre wavelengths.

The Square Kilometre Array (SKA) will ensure that centimetre and metre wave Radio astronomy plays a central role in Astronomy for several decades. The SKA precursors (LOFAR, APERTIF, MWA, e-MERLIN, EVN, ATCA, JVLA, ASKAP, MeerKAT³) already show the potential of the new generation of centimetre wavelength radio interferometers with improvements in sensitivity, angular resolution, and field of view, which supersede, by at least one order of magnitude, the performances of present radio astronomical facilities.

The SKA, with a collecting area of one square kilometre, will have the potential to revolutionise essentially all areas of Astrophysics. In fact, the interest in SKA goes beyond radio astronomers, since it will be an extremely powerful tool for all astronomers, with relevance also in other fields of research in Physics and Astrobiology.

The Spanish scientific community officially showed its very strong interest in the SKA during the meeting “Science and Technological Opportunities in the SKA Era” of the Astronomy Infrastructures Network (RIA) in May 2011. Since then, several projects funded by the former MICINN led eventually to the creation of a “Spanish SKA network of academic institutions” and to the production of a feasibility study of the Spanish technological participation in the SKA construction.

At the beginning of 2014, the Steering Committee of the RIA issued a recommendation for Spain to explore the possibility of participate in the SKA project as a full member before the start of the construction phase in 2017. In October 2014, the “Spanish SKA day” meeting of the RIA brought together members of 18 academic institutions and 17 companies.

Spanish researchers and engineers are active members of several SKA working groups since 2012. Currently, 9 Spanish research centres and 11 companies contribute to the design of the SKA in 7 work packages, valued by the SKA Board at 2 M€. Since October 2013, a Spanish state representative is regularly invited to participate in the SKA Board meetings.

The Spanish participation as a full member in the SKA Project will multiply the economic value for the academic institutions and companies, as well as the scientific and technological return for Spain.

²European VLBI Network (EVN); LOw-Frequency ARray (LOFAR); Jansky Very Large Array (JVLA); NOrthern Extended Millimeter Array (NOEMA); Atacama Large Millimeter Array (ALMA)

³APERture Tile in Focus (APERTIF); Murchison Widefield Array (MWA); electronic Multi-Element Radio Linked Interferometre Network (e-MERLIN); Australian Telescope Compact Array (ATCA); Australian SKA Pathfinder (ASKAP); South African Karoo Array Telescope (MeerKAT)

This White Book is the result of the coordinated effort of 119 astronomers, and clearly shows the strong interest of the Spanish astrophysical community in the SKA. It also shows the scientific capability of the research groups and the synergies between them, as well as the synergies of the SKA with other astronomical observatories. All of this indicates a very promising potential for an optimum Scientific exploitation of the SKA in Spain.

The Editors

Prólogo

La radioastronomía ha realizado a lo largo del último siglo aportaciones fundamentales a la comprensión del Universo, ya que nos permite estudiar componentes y fenómenos que no pueden observarse mediante ninguna otra técnica astronómica. Gracias a instrumentos como LOFAR, EVN, JVLA, NOEMA y ALMA⁴, así como otros grandes radiotelescopios e interferómetros repartidos por todo el planeta y el espacio, la radioastronomía cubre un rango que va del métrico hasta el submilimétrico.

El Square Kilometre Array (SKA) garantizará que la radioastronomía a longitudes métricas y centimétricas continúe siendo gran protagonista de la astrofísica durante, al menos, varias décadas. De hecho, los instrumentos precursores del SKA (LOFAR, APERTIF, MWA, e-MERLIN, EVN, ATCA, JVLA, ASKAP, MeerKAT⁵) ya muestran el potencial de la nueva generación de radiotelescopios, con mejoras en sensibilidad, resolución angular, resolución espectral y campo de visión que superan en al menos un orden de magnitud las prestaciones de las infraestructuras radioastronómicas actuales.

Con un área colectora de un kilómetro cuadrado, el SKA será una herramienta con el potencial de revolucionar prácticamente todos los ámbitos de la astrofísica. Así, el SKA va mucho más allá del interés de los radioastrónomos, pues se revela como una herramienta poderosísima para todos los astrónomos, y que también será relevante en otros campos de la física y astrobiología.

La comunidad científica española mostró oficialmente su enorme interés en el proyecto SKA en mayo de 2011, durante una reunión de la Red de Infraestructuras de Astronomía (RIA) sobre “Ciencia y Oportunidades Tecnológicas en la era de SKA”. Desde entonces, una serie de proyectos financiados por el extinto MICINN culminó en la creación de una red de instituciones académicas para el SKA y la elaboración del Estudio de viabilidad de la participación tecnológica española en el SKA. A principios de 2014, el Comité Directivo de la RIA emitió una recomendación para que España explorara la posibilidad de participar en el proyecto SKA como miembro de pleno derecho antes del comienzo de la fase de construcción, en 2017. En octubre de 2014 tuvo lugar la reunión de la RIA “Spanish SKA day”, que congregó a miembros de 18 instituciones académicas y 17 empresas.

Los investigadores españoles participan en varios grupos de trabajo del SKA desde 2012. Actualmente, 9 centros de investigación españoles y 11 empresas contribuyen a los esfuerzos de diseño del SKA en 7 paquetes de trabajo por un valor estimado de 2 M€, reconocido por el Board del SKA. Desde octubre de 2013 se invita regularmente a un representante del gobierno español a participar en las reuniones del Board del SKA. Una participación oficial de España en el proyecto multiplicaría el valor económico para instituciones y empresas, además del retorno científico y tecnológico para el país.

⁴European VLBI Network (EVN); LOw-Frequency ARray (LOFAR); Jansky Very Large Array (JVLA); NOrthern Extended Millimeter Array (NOEMA); Atacama Large Millimeter Array (ALMA)

⁵APERture Tile in Focus (APERTIF); Murchison Widefield Array (MWA); electronic Multi-Element Radio Linked Interferometre Network (e-MERLIN); Australian Telescope Compact Array (ATCA); Australian SKA Pathfinder (ASKAP); South African Karoo Array Telescope (MeerKAT)

Este Libro Blanco, fruto de un esfuerzo coordinado de 119 astrónomos, muestra el interés de la comunidad astrofísica española en el SKA, así como la capacidad científica de nuestros grupos de investigación y las sinergias existentes entre ellos, y del SKA con otros observatorios astronómicos. Todo ello representa un prometedor potencial para una óptima explotación científica del SKA en nuestro país.

Los editores

Contents

Cosmology and Large Scale Structure in the Universe

Cosmology with the SKA: Theoretical Perspectives <i>P. Arnalte-Mur et al.</i>	1
The Cosmic Dawn and the Epoch of Reionization <i>J. M. Diego et al.</i>	11
Synergies with the Cosmic Microwave Background Radiation <i>J. M. Diego et al.</i>	20
Gravitational waves with the SKA <i>J. A. Font et al.</i>	29
Galaxy clusters with the Square Kilometer Array <i>B. Ascaso et al.</i>	37

Galaxy Evolution

HI and Galaxy Evolution <i>L. Verdes-Montenegro et al.</i>	47
Galaxy Evolution in Clusters with the Square Kilometer Array <i>B. Ascaso et al.</i>	63
Active Galactic Nuclei at kiloparsec scales and their Cosmological Evolution <i>M. Perucho et al.</i>	74
Active Galactic Nuclei on parsec scales <i>I. Agudo et al.</i>	88
The Far-Infrared-Radio Correlation in Galaxies <i>U. Lisenfeld et al.</i>	101
How is star formation fed and quenched in massive galaxies at high redshift? <i>P. G. Pérez-González et al.</i>	109
Nearby Normal and Luminous Infrared Galaxies with the SKA <i>M. Pérez-Torres et al.</i>	118
Spectral Line Mapping of the Milky Way <i>J. F. Gómez & E. J. Alfaro</i>	133

Magnetism in the Universe

Cosmic Magnetism <i>E. Battaner et al.</i>	141
Zeeman Observations: Measuring Magnetic Fields in the Atomic and Molecular ISM <i>J. M. Girart</i>	146

The Cradle of Life and its Chemistry

The Earliest Stages of Star Formation: Massive Protostars and the SKA <i>M. Osorio et al.</i>	153
Protoplanetary Disks, Jets, and the Birth of the Stars <i>G. Anglada et al.</i>	169
Chemical Complexity in the Universe: Pre-biotic Chemistry with the SKA <i>I. Jiménez-Serra & J. Martín-Pintado</i>	183

Stellar Astrophysics

Gamma-Ray Bursts with the SKA <i>A.J Castro-Tirado et al.</i>	190
Ultraluminous X-ray Sources with the SKA <i>M. Mezcua et al.</i>	196
Core-Collapse and Type Ia Supernova Studies with the SKA <i>M. Pérez-Torres et al.</i>	204
Pulsar Science with the SKA <i>N. Rea & J. A. Pons</i>	215
Microquasar Perspectives with the Square Kilometre Array <i>J. M. Paredes & J. Martí</i>	220
Circumstellar Envelopes and their Descendants <i>J. Alcolea et al.</i>	225

SKA Precursors

Spanish Involvement in Precursors and Pathfinders for the SKA <i>The Editorial Board</i>	233
---	-----

Synergies with other Facilities

Synergies between the SKA and J-PAS <i>A. Fernández-Soto & M. Pérez-Torres</i>	239
Synergies of high-energy facilities with the SKA <i>M. Ribó & J. Moldón</i>	246
SKA and VLBI synergies <i>E. Ros et al.</i>	254
SKA Astrometry <i>J. C. Guirado et al.</i>	264

Ultraluminous X-ray sources with the SKA

Mezcua, M.¹, Caballero-Garcia, M. D.², Casares, J.^{3,4}, Gonzalez-Martin, O.⁵,
Hernández-García, L.⁶, Negueruela, I.⁷, and Torres, M. A. P.^{8,9}

¹ Harvard-Smithsonian Center for Astrophysics (CfA), 60 Garden Street, Cambridge, MA 02138, USA

² Czech Technical University in Prague, Faculty of Electrical Engineering, Technická 2, 166 27 Praha 6 (Prague), Czech Republic

³ Instituto de Astrofísica de Canarias, E-38200 La Laguna, Tenerife, Spain

⁴ Departamento de Astrofísica, Universidad de La Laguna, Avda. Astrofísico Francisco Sánchez s/n, E-38271 La Laguna, Tenerife, Spain

⁵ Centro de Radioastronomía y Astrofísica (CRyA-UNAM), 3-72 (Xangari), 8701, Morelia, Mexico

⁶ Instituto de Astrofísica de Andalucía, CSIC, Glorieta de la Astronomía, s/n, 18008 Granada, Spain

⁷ Departamento de Física, Ingeniería de Sistemas y Teoría de la Señal, Universidad de Alicante, Apdo. 99, 03080, Alicante, Spain

⁸ European Southern Observatory, 3107 Alonso de Córdova, Vitacura, Santiago, Chile

⁹ SRON Netherlands Institute for Space Research, Sorbonnelaan 2, 3584 CA Utrecht, the Netherlands

Abstract

The discovery almost three decades ago of non-nuclear, point-like X-ray sources with X-ray luminosities $L_X \geq 3 \times 10^{39}$ erg s⁻¹ revolutionized the physics of black hole accretion. If of stellar origin, such Ultraluminous X-ray sources (ULXs) would have to accrete at super-Eddington rates in order to reach the observed high X-ray luminosities. Alternatively, ULXs could host sub-Eddington accreting intermediate-mass black holes, which are the long-time sought missing link between stellar and supermassive black holes and the possible seeds of the supermassive black holes that formed in the early Universe. The nature of ULXs can be better investigated in those cases for which a radio counterpart is detected. Radio observations of ULXs have revealed a wide variety of morphologies and source types, from compact and extended jets to radio nebulae and transient behaviours, providing the best observational evidence for the presence of an intermediate-mass black hole in some of them. The high sensitivity of the SKA will allow us to study the faintest ULX radio counterparts in the Local Universe as well as to detect new sources at much larger distances. It will thus perform a leap step in understanding ULXs, their accretion physics, and their possible role as seed black holes in supermassive black hole and galaxy growth.

1 Introduction

Ultraluminous X-ray sources (ULXs) are identified as extragalactic, non-nuclear X-ray objects with X-ray luminosities exceeding the Eddington limit of a $\leq 20 M_{\odot}$ stellar-mass black hole (BH). Several types of objects are able to produce these high luminosities (e.g. BHs of different masses and accretion rates, highly accreting neutron stars, ...), hence the debate about the nature of ULXs is still open.

Stellar-mass BHs of up to $100 M_{\odot}$ can produce X-ray luminosities up to 5×10^{40} erg s^{-1} if they accrete at rates around or above the Eddington limit. This can cause the launch of radiatively-driven outflows from the inner part of the disk, producing a mild collimation or beaming (e.g., [32]; [2]; [33]; [22]). This, together with the finding of good correlations between the number of ULXs in spiral galaxies and the star-formation rate ([64];[65]) plus studies of the X-ray luminosity function of nearby galaxies (e.g., [66]; [50]; [46]), suggests that the majority of ULXs with X-ray luminosities $\leq 2 \times 10^{40}$ erg s^{-1} are high-mass X-ray binaries with near to or super-Eddington accreting stellar-mass BHs. This is supported by X-ray timing analysis of some ULXs, which show that they have properties similar to those observed in BH binaries, such as variations in timescales of ~ 100 s, spectral breaks and quasi periodic oscillations (QPOs; e.g. [29]; [3]), and that their timing and spectral characteristics are consistent with super-Eddington emission models ([63]). This is the case of the ULX M82 X-2, for which X-ray timing analysis revealed the presence of a 1.37 s pulse and a 2.5 d sinusoidal modulation in its emission caused by, respectively, the pulsation and orbital period of a ($\leq 1.4 M_{\odot}$) neutron star in orbit around a stellar companion ([1]).

In the optical, some ULXs are found surrounded by bubbles of ionised gas that emit nebular lines ([52]; [31]). When detected, these emission lines allow us to determine the redshift and thereby to confirm if a ULX candidate is associated to the galaxy. Some of the donor stars in ULXs are expected to be blue supergiants on the basis of their location in or near young star clusters (e.g. [23]) and on the blue colours of the optical counterparts. However, a blue colour is also consistent with optical emission from an irradiated accretion disc. While a recent work advocates for the dominance of an irradiated accretion disc in the UV/optical ([67]), the detection of bright near infrared counterparts of 11 ULXs in a sample of 67 sources within 10 Mpc suggests that these may contain red supergiant donor stars ([28]). This implies that it may be possible to measure dynamical masses in some ULXs using infrared photospheric lines. Measuring dynamical masses of ULXs in the optical has proved extremely difficult given the need of high-resolution images to resolve the optical counterpart from unrelated objects in the host galaxy, the usual faintness of the optical counterparts ($V > 23$), the weakness of the absorption features from the donor star and the strong contamination from superimposed nebular lines. The most reliable mass determination has been obtained for the ULX P13 in NGC 7793, a binary system with a B9Ia donor star and an orbital period of ~ 64 days, for which the BH mass was constrained to less than $15 M_{\odot}$ ([51]). P13, together with M82 X-2, constitute the most compelling evidence of a high-mass X-ray binary in a ULX, indicating that some ULXs are powered by supercritical accretion on to stellar-mass BHs and even neutron stars.

However, some ULXs, in particular those whose X-ray luminosities of $\sim 5 \times 10^{41}$ erg s^{-1}

cannot easily be explained by the stellar-mass scenario (see e.g., [19]), could be intermediate-mass BHs (IMBHs) of $10^2 - 10^5 M_{\odot}$ accreting at sub-Eddington rates ([6]) or, in a reduced number, recoiling supermassive BHs (see e.g. [30]). IMBHs may play a key role in the formation of supermassive BHs ([18]) and in the formation and evolution of galaxies. They could come from very young and massive stars ([39]), from stellar mergers in dense stellar clusters ([57]), from the direct collapse of pre-galactic gas disc ([37]), or from the merging of compact objects in the discs of active galactic nuclei (AGN; [40]). Despite their importance, observational evidence of IMBHs is scarce.

Some IMBH candidates were suggested in globular clusters (e.g. [21]; [69]; [38]), for which the non-detection of a radio counterpart, in some cases down to $1.5 \mu\text{Jy beam}^{-1}$, yielded stringent BH mass upper limits (down to $360 M_{\odot}$, e.g., [7]; [71]; [62]). The most compelling evidence for IMBHs has been found in the nucleus of low-mass and dwarf galaxies (e.g. [56]; [25, 26]; [68]; [16, 17]; [58]) and in ULXs showing X-ray variability and/or radio emission ([19]; [12]; [42]; [43, 45, 47]; [54]). [24] showed that the amplitude of the X-ray variations in some ULXs was fully consistent with them being accretion-dominated objects with IMBHs of $10^4 M_{\odot}$. Based on a mass-scaling relation between the soft X-ray time lag (estimated from variability studies) and the BH mass obtained for AGN ([13]), a BH mass of $\sim 10^4 M_{\odot}$ was suggested for the ULX NGC 5408 X-1 ([14]), in favour of the IMBH scenario ([15]; [4], although see [48] supporting the stellar super-Eddington accretion scenario, instead). This is also the case for the ULX M 82 X-1, in which the presence of an IMBH was also argued by identifying the QPO frequency and applying mass-frequency scaling relationships ([20]; [5]; [54]).

ULXs offer thus a unique testbed for studies of high accretion rate physics (i.e. super-Eddington accretion on to stellar-mass BHs or neutron stars) as well as open a new window in where to look for the elusive IMBHs. However, despite the breadth of studies carried out in the optical, near-infrared, and X-ray regimes, even for the most studied ULXs a consensus on the mechanism producing the high X-ray luminosities has not yet been reached [e.g. the spectral and timing properties of NGC 5408-X-1 suggest either a stellar mass BH ([48]) or an IMBH ([15]; [4]; [14]).

Determining the ULX BH masses in the optical and X-rays has been proven to be very difficult and time-consuming. An alternative method to estimate the BH mass has however been provided by radio observations, which have in the past few years shed light on understanding the nature of ULXs.

2 Radio investigation of ULXs

The detection of radio emission allows us to measure the brightness temperature, spectral index (from which the physical mechanism responsible for the radio emission can be assessed, e.g., synchrotron radiation or brehmstrahlung emission), and study possible flux variability. Furthermore, very long baseline interferometry (VLBI) radio observations can possibly resolve the radio emission and indicate the presence of a relativistic jet. Combined with *Chandra* X-ray observations, radio observations can be also used to derive accurate positions to search

for optical and infrared counterparts.

Studies of ULX radio counterparts have allowed us to reveal the nature of some ULXs as powerful nebulae, which discards relativistic beaming as the origin of the high X-ray luminosities (e.g., [49]; [35]; [8]; [9]; [61]), while interferometric and VLBI radio observations of ULXs have yielded the resolved structure of one of the youngest known supernova remnants (SNR 4449-1; [44]) and the detection of jet radio emission (compact and extended) in a few ULXs (N4088-X1, N4861-X2, [42], [46]; N5457-X9, [43]; Holmberg II X-1; [10]; HLX-1, [70], [11]; NGC2276-3c, [45]; [47]). In the case of compact radio emission, the location of a ULX in the fundamental plane of accreting BHs (e.g. [41]; [34]) can be used to estimate its BH mass. The fundamental plane is a correlation between radio core luminosity, X-ray luminosity, and BH mass, valid from stellar to supermassive BHs ([27]) accreting at sub-Eddington rates. The combination of radio observations with the use of the fundamental plane revealed the existence a non-nuclear IMBH of $0.3\text{--}30 \times 10^4 M_{\odot}$ in the galaxy ESO 243-49 (HLX-1, e.g., [19]; [12]; [70]; [11]), the discovery of a parsec-scale radio jet from an off-nuclear IMBH of $5 \times 10^4 M_{\odot}$ in the spiral arm of NGC 2276 (NGC2276-3c; [47]), and the possible presence of an IMBH in an HII region in the spiral arm of NGC 5457 (ULX N5457-X9; [43]). In all these three cases, the IMBH is thought to be the nucleus of a stripped satellite galaxy. The study of ULX radio counterparts is thus crucial not only for clarifying the ULX nature and their environment but also for revealing their possible role in galaxy evolution in the case of hosting IMBHs.

Unfortunately, no radio emission is detected from most ULXs due to the sensitivity limits of the current radio observing facilities. The cross-match of the VLA FIRST survey with the ULX catalogs of [64] and [36] yielded the detection of only 11 and 7 ULX radio counterparts, respectively ([59]; [55]; which corresponds to 27% and 19%, respectively, of the total number of ULXs in the survey area covered by FIRST), while only 1 out of 7 extreme ULXs was detected with the VLA at 5 GHz down to an rms of 0.01 mJy/beam ([45]). The faintest radio detections of ULXs correspond to radio luminosities of 10^{34} erg s^{-1} and distances up to 15 Mpc (with the exception of HLX-1 and NGC2276-3c, which are located at 95 Mpc and 33.3 Mpc respectively). An effort to increase the number of ULX radio counterparts is thus required and will be possible thanks to the advent of the SKA.

3 A new era: studying ULXs with the SKA

The sensitivity and large-scale area of the SKA will allow us to monitor known ULX radio counterparts, determine their spectral and timing properties, detect new radio counterparts beyond distances > 100 Mpc, investigate the properties of jets in ULXs and their feedback on the environment, and study ULX powered radio nebulae.

3.1 The ULX environment

Some of the ULXs at distances < 5 Mpc are observed to power radio nebulae of a few tens of pc across and radio luminosities $L_{5\text{GHz}} \sim 10^{34}\text{--}10^{35}$ erg s^{-1} (e.g. [9]; [10]; [43]; [60]; [61]).

ULXs radio bubbles of 10^{33} erg s $^{-1}$ could be detected up to distances of 10 Mpc with only one hour of integration time per field with the SKA1-MID (rms ~ 0.6 μ Jy beam $^{-1}$), to up to 30 Mpc with one hour of integration time per field with the SKA-MID, and to up to 40 Mpc when considering the 1.4 GHz all-sky SKA Ultra Deep survey of 1 deg 2 and rms 0.05 μ Jy beam $^{-1}$ (see [72], fig. 1). Phase 1 of the SKA will thus already allow us to extend the study of radio nebulae to distances two times larger than the ones permitted by the current facilities, reaching distances far beyond the Local Universe for SKA Phase 2.

3.2 Core radio emission

The compact object powering a ULX can present either steady extended jet emission or radio outbursts denoting possible state transitions as that observed in XRBs. Examples of these have been observed with the currently available facilities up to distances of ~ 100 Mpc and radio luminosities of $\sim 10^{37}$ erg s $^{-1}$ (NGC2276-3c, [45]; [47]; HLX-1, [70], [11]), corresponding to the brightest ULX radio counterparts detected so far. Identifying more of these bright ULX radio counterparts will be possible with the wide-field SKA surveys, though a combination of SKA and VLBI observations (SKA-VLBI; [53]) will be required to resolve the ULX radio emission from the host galaxy nuclear emission for distances > 100 Mpc. The accurate positions, on milliarcsec scales, provided by the SKA-VLBI observations will in addition allow us to properly search for the optical and infrared ULX counterparts in crowded environments.

Moreover, the high sensitivity of the SKA and its rapid survey speed will permit detecting new flaring events and monitoring transient emission from ULXs with much shorter integration times than current facilities. For example, bright transients with peak radio luminosities like the microquasars MQ1 ([61]) or S26 ([60]) will be detected up to distances of 40 Mpc with only 1 hour on-source integration time with the SKA1-SUR and at distances of ~ 100 Mpc with the same integration time with the SKA1-MID, while transients with peak luminosities like the Galactic GRS1915+105 ($\sim 10^{32}$ erg s $^{-1}$) will be detected up to distances of ~ 10 Mpc with 1-hour on-source integration time with the SKA-MID (see [72], fig. 2).

The all-sky surveys at 1.4 GHz that will be performed with the SKA already in its phase 1 will reach resolutions of 0.5 arcsec and sensitivities of 2 μ Jy beam $^{-1}$. This will permit detecting and distinguishing from galactic nuclear emission faint ULXs (down to 10^{33} erg s $^{-1}$) up to distances of 5 Mpc and bright ULXs ($> 10^{35}$ erg s $^{-1}$) up to 150 Mpc. The SKA, with a sensitivity for the SKA-MID already 10 times better than the current most sensitive array, will thus not only increase the number of ULX radio counterparts and allow us to distinguish between nebular, steady or transient radio emission, but also to detect new radio sources beyond the Local Universe. For those ULXs where timing/X-ray spectroscopy or dynamical mass measurements are not possible, the detection of a radio counterpart with the SKA will permit estimating the BH mass using the fundamental plane of accreting BHs, a correlation that will be further tested and understood with SKA observations of BH XRBs and AGN (see Chapters by J.M. Paredes & J. Martí and I. Agudo et al., this book).

The SKA will be thus a key tool for revealing the nature of ULXs either as IMBHs or stellar-mass sources that, combined with observations from state-of-the-art instruments in

the optical/infrared and X-ray regimes, will provide a breadth understanding of the accretion mechanism governing ULXs.

Acknowledgments

To the memory of María Dolores Pérez Ramírez (Mariló), for her large dedication and contribution to the study of ULXs. This publication was supported by the European social fund within the framework of realizing the project "Support of inter-sectoral mobility and quality enhancement of research teams at Czech Technical University in Prague, CZ.1.07/2.3.00/30.0034. LHG acknowledges financial support from the Ministerio de Economía y Competitividad through the Spanish grant FPI BES-2011-043319.

References

- [1] Bachetti, M., Harrison, F. A., Walton, D. J. et al., 2014, *Nature*, 514, 202
- [2] Begelman, M. C. 2002, *ApJL*, 568, L97
- [3] Belloni, T. M., & Stella, L. 2014, *SSR*, 183, 43
- [4] Caballero-García, M. D., Belloni, T. M., & Wolter, A. 2013a, *MNRAS*, 435, 2665
- [5] Caballero-García, M. D., Belloni, T. & Zampieri, L., 2013b, *MNRAS*, 436, 3262
- [6] Colbert, E. J. M., & Mushotzky, R. F. 1999, *ApJ*, 519, 89
- [7] Cseh, D., Kaaret, P., Corbel, S., et al. 2010, *MNRAS*, 406, 1049
- [8] Cseh, D., Grisé, F., Corbel, S., & Kaaret, P. 2011, *ApJL*, 728, L5
- [9] Cseh, D.; Corbel, S.; Kaaret, P., et al. 2012, *ApJ*, 749, 17
- [10] Cseh, D.; Kaaret, P.; Corbel, S., et al. 2014, *MNRAS*, 439, L1
- [11] Cseh, D., Webb, N. A., Godet, O., et al. 2015, *MNRAS*, 446, 3268
- [12] Davis, S. W.; Narayan, R.; Zhu, Y., et al. 2011, *ApJ*, 734, 111
- [13] De Marco, B., Ponti, G., Cappi, M., et al. 2013a, *MNRAS*, 431, 2441
- [14] De Marco, B., Ponti, G., Miniutti, G., et al. 2013b, *MNRAS*, 436, 3782
- [15] Dheeraj, P. R., & Strohmayer, T. E. 2012, *ApJ*, 753, 139
- [16] Dong, X.; Wang, T.; Yuan, W., et al. 2007, *ApJ*, 657, 700
- [17] Dong, X.-B., Ho, L. C., Yuan, W., et al. 2012, *ApJ*, 755, 167
- [18] Ebisuzaki, T., Makino, J., Tsuru, T. G., et al. 2001, *ApJL*, 562, L19
- [19] Farrell, S. A., Webb, N. A., Barret, D., Godet, O., & Rodrigues, J. M. 2009, *Nature*, 460, 73
- [20] Feng, H., & Kaaret, P. 2010, *ApJL*, 712, L169
- [21] Gebhardt, K., Rich, R. M., & Ho, L. C. 2005, *ApJ*, 634, 1093
- [22] Gladstone, J. C., Roberts, T. P., & Done, C. 2009, *MNRAS*, 397, 1836
- [23] González-Martín, O., Fabian, A. C., & Sanders, J. S. 2006, *MNRAS*, 367, 1132

- [24] González-Martín, O., Papadakis, I., Reig, P., & Zezas, A. 2011, *A&A*, 526, AA132
- [25] Greene, J. E. & Ho, L. C. 2004, *ApJ*, 610, 722
- [26] Greene, J. E. & Ho, L. C. 2007, *ApJ*, 670, 92
- [27] Gültekin, K.; Cackett, E. M.; King, A. L.; Miller, J. M. & Pinkney, J 2014, *ApJL*, 788, L22
- [28] Heida, M., Jonker, P. G., Torres, M. A. P., et al. 2014, *MNRAS*, 442, 1054
- [29] Heil, L. M., Vaughan, S., & Roberts, T. P. 2009, *MNRAS*, 397, 1061
- [30] Jonker, P. G., Torres, M. A. P., Fabian, A. C., et al. 2010, *MNRAS*, 407, 645
- [31] Kaaret, P., & Corbel, S. 2009, *ApJ*, 697, 950
- [32] King, A. R., Davies, M. B., Ward, M. J., Fabbiano, G., & Elvis, M. 2001, *ApJL*, 552, L109
- [33] King, A. R. 2009, *MNRAS*, 393, L41
- [34] Körding, E., Falcke, H., & Corbel, S. 2006, *A&A*, 456, 439
- [35] Lang, C. C., Kaaret, P., Corbel, S., & Mercer, A. 2007, *ApJ*, 666, 79
- [36] Liu, J.-F. & Bregman, J. N. 2005, *ApJS*, 157, 59
- [37] Lodato, G., & Natarajan, P. 2006, *MNRAS*, 371, 1813
- [38] Lützgendorf, N., Kissler-Patig, M., Noyola, E., et al. 2011, *A&A*, 533, AA36
- [39] Madau, P., & Rees, M. J. 2001, *ApJL*, 551, L27
- [40] McKernan, B., Ford, K. E. S., Lyra, W., et al. 2011, *MNRAS*, 417, L103
- [41] Merloni, A.; Heinz, S. & di Matteo, T. 2003, *MNRAS*, 345, 1057
- [42] Mezcua, M., & Lobanov, A. P. 2011, *Astronomische Nachrichten*, 332, 379
- [43] Mezcua, M., Farrell, S. A., Gladstone, J. C., & Lobanov, A. P. 2013a, *MNRAS*, 436, 1546
- [44] Mezcua, M., Lobanov, A. P., & Martí-Vidal, I. 2013b, *MNRAS*, 436, 2454
- [45] Mezcua, M., Roberts, T. P., Sutton, A. D., & Lobanov, A. P. 2013c, *MNRAS*, 436, 3128
- [46] Mezcua, M., Fabbiano, G., Gladstone, J. C., Farrell, S. A., & Soria, R. 2014, *ApJ*, 785, 121
- [47] Mezcua, M., Roberts, T. P., Lobanov, A. P., & Sutton, A. D. 2015, *MNRAS*, 448, 1893
- [48] Middleton, M. J., Roberts, T. P., Done, C., & Jackson, F. E. 2011, *MNRAS*, 411, 644
- [49] Miller, N. A., Mushotzky, R. F., & Neff, S. G. 2005, *ApJL*, 623, L109
- [50] Mineo, S., Gilfanov, M., & Sunyaev, R. 2012, *MNRAS*, 419, 2095
- [51] Motch, C., Pakull, M. W., Soria, R., Grisé, F., & Pietrzyński, G. 2014, *Nature*, 514, 198
- [52] Pakull, M. W., & Mirioni, L. 2002, *arXiv:0202488*
- [53] Paragi, Z., Godfrey, L., Reynolds, C., et al. 2014, *Pos in press*, *arXiv:1412.5971*
- [54] Pasham, D. R.; Strohmayer, T. E. & Mushotzky, R. F. 2014, *Nature*, 513, 74
- [55] Pérez-Ramírez, D.; Mezcua, M.; Leon, S. & Caballero-García, M. D. 2011, *Astronomische Nachrichten*, 332, 384
- [56] Peterson, B. M., Bentz, M. C., Desroches, L.-B., et al. 2005, *ApJ*, 632, 799

- [57] Portegies Zwart, S. F., Dewi, J., & Maccarone, T. 2004, MNRAS, 355, 413
- [58] Reines, A. E.; Greene, J. E. & Geha, M. 2013, ApJ, 775, 116
- [59] Sánchez-Sutil, J. R.; Muñoz-Arjonilla, A. J.; Martí, J.; Garrido, J. L.; Pérez-Ramírez, D. & Luque-Escamilla, P. 2006, A&A, 452, 739
- [60] Soria, R., Pakull, M. W., Broderick, J. W., Corbel, S., & Motch, C. 2010, MNRAS, 409, 541
- [61] Soria, R.; Long, K. S.; Blair, W. P., et al. 2014, Science, 343, 1330
- [62] Strader, J., Chomiuk, L., Maccarone, T. J., et al. 2012, ApJL, 750, LL27
- [63] Sutton, A. D., Roberts, T. P., & Middleton, M. J. 2013, MNRAS, 435, 1758
- [64] Swartz, D. A., Ghosh, K. K., Tennant, A. F., & Wu, K. 2004, ApJS, 154, 519
- [65] Swartz, D. A., Tennant, A. F., & Soria, R. 2009, ApJ, 703, 159
- [66] Swartz, D. A., Soria, R., Tennant, A. F., & Yukita, M. 2011, ApJ, 741, 49
- [67] Tao, L., Kaaret, P., Feng, H., & Grisé, F. 2012, ApJ, 750, 110
- [68] Thornton, C. E.; Barth, A. J.; Ho, L. C.; Rutledge, R. E. & Greene, J. E. 2008, ApJ, 686, 892
- [69] van der Marel, R. P., & Anderson, J. 2010, ApJ, 710, 1063
- [70] Webb, N.; Cseh, D.; Lenc, E., et al. 2012, Science, 337, 554
- [71] Wrobel, J. M.; Greene, J. E.; Ho, L. C. 2011, AJ, 142, 113
- [72] Wolter, A., Rushton, A. P., Mezcua, M., et al. 2015, PoS in press, arXiv:1412.5643