

Received August 20, 2021, accepted September 24, 2021, date of publication September 28, 2021, date of current version October 19, 2021.

Digital Object Identifier 10.1109/ACCESS.2021.3116100

Process Model for Continuous Testing of Web Accessibility

MILTON CAMPOVERDE-MOLINA¹, SERGIO LUJÁN-MORA², AND LLORENÇ VALVERDE³

¹Unidad Académica de Tecnologías de la Información y la Comunicación (TIC), Universidad Católica de Cuenca, Cuenca 010107, Ecuador

²Departamento de Lenguajes y Sistemas Informáticos, Universidad de Alicante, 03690 Alicante, Spain

³Departament de Matemàtiques i Informàtica, Universitat de les Illes Balears, Palma, 07122 Mallorca, Spain

Corresponding author: Milton Campoverde-Molina (mcampoverde@ucacue.edu.ec)

This work was supported in part by the Catholic University of Cuenca, in part by the EduTech Project 609785-EPP-1-2019-1-ES-EPPKA2-CBHE-JP, and in part by the Erasmus+ Programme of the European Union and the Project “Development of IoT Systems for People With Disabilities” (PID2019-111196RB-I00) of the Spanish Ministry of Science and Innovation.

ABSTRACT The lack of accessibility on websites can result in people with disabilities not accessing information online. Therefore, this research aims to create a process model for continuous web accessibility testing by adapting and customizing three methodologies: Deming cycle (Plan, Do, Check, Act), Website Accessibility Conformance Evaluation Methodology (WCAG-EM), and Total Quality Management. The process model is composed of four phases. The first phase (Plan) allows defining the accessibility problem, its importance, and the Web Content Accessibility Guidelines (WCAG) against which it will be evaluated. In addition, determine the current situation of the websites, the potential causes of accessibility problems, classify the success criteria by principles, guidelines, and levels of conformity, to elaborate the solution plan and the action plan. The second phase (Do) allows the execution of the action plan to correct the accessibility problems. In this phase, we should perform continuous testing with automatic evaluation tools, end-users, and experts to corroborate that the changes have had an effect. The third phase (Check) allows measuring compliance and non-compliance with the defined Key Performance Indicators (KPIs). This phase also explains the reasons for non-compliance. The fourth and last phase (Act) documents the solutions learned for inclusion in future developments. This research results in the process model for continuous web accessibility and its testing through a case study to corroborate its functionality and applicability. In conclusion, the proposed model allows continuous evaluation, monitoring, and feedback on compliance with accessibility rules, policies, and standards on websites with automatic evaluation tools, end-users, and experts. We plan to adapt the process model to different workgroups in future work, such as developing accessible mobile applications and producing accessible electronic documents.

INDEX TERMS Deming cycle, continuous testing, total quality management, WCAG, WCAG-EM, websites, web accessibility.

I. INTRODUCTION

Digital transformation and technological innovations benefit people and improve their quality of life through access to information. Websites play a crucial role in digital transformation. However, the lack of accessibility on websites can make it difficult for people with disabilities to access content published on the Web. Therefore, websites must comply with accessibility standards.

Tim Berners-Lee, Director of the World Wide Web Consortium (W3C) and inventor of the World Wide Web [1],

The associate editor coordinating the review of this manuscript and approving it for publication was Antonio Piccinno¹.

states that “the power of the Web is in its universality. Access by everyone regardless of disability is an essential aspect”. In addition, Shawn Lawton [2], leader of education and outreach activities at the W3C’s Web Accessibility Initiative (WAI), states that “accessibility is essential for developers and organizations that want to create high-quality websites and web tools, and not exclude people from using their products and services”. In addition, “it gives advice on how to make content usable for people with cognitive and learning disabilities. This includes, but is not limited to: cognitive disabilities, learning disabilities, neurodiversity, intellectual disabilities, and specific learning disabilities” [3]. Today the W3C is the leading source of information on

universal web accessibility. The W3C has published the Web Content Accessibility Guidelines (WCAG) for the design and development of accessible web content [4]. Also, WCAG in some countries has been regulated as laws and policies for compliance on the websites [5]. These benefit all users who use the Web (illiterate, unsure or inexperienced users, the elderly, among others), not only people with disabilities.

The World Health Organization (WHO), in its 2011 World Disability Report, estimates that “more than a billion people are estimated to live with some form of disability, or about 15 % of the world’s population (based on 2010 global population estimates). This estimate is higher than previous World Health Organization estimates, which date from the 1970s and suggested around 10 %” [6, pp. 7]. In addition, the number of people living with a disability is increasing in the population due to aging and the increase in chronic diseases [7], [8].

In this paper, we present a novel process model for continuous testing of web accessibility. This research is considered relevant because no known process model proposes continuous testing of web accessibility in organizations. Continuous testing of accessibility is essential to evaluate, correct errors, provide feedback from a systemic perspective, and provide universal accessibility on the Web. For which, this paper aims to propose a process model that encompasses the Deming cycle (Plan, Do, Check, Act) [9], Website Accessibility Conformance Evaluation Methodology (WCAG-EM) [10], and Total Quality Management (TQM) [11]. To arrive at the proposed model, we apply design science research by developing different artifacts.

The continuous testing process model that we propose, unlike other web accessibility methodologies, adapts the Deming cycle of continuous improvement, the WCAG-EM methodology, and TQM. The proposed process model in the “Plan phase” defines the accessibility problem and its causes. In addition, the WCAG-EM methodology determines the current situation of the websites according to the WCAG success criteria to elaborate the solution plan. In the “Do phase”, the action plan is executed by assigning people responsible for each activity, resource, and start and end dates. For this, sufficient techniques, advisory, and failures must be reviewed to solve the accessibility problems. The “Check phase” measures compliance with the WCAG success criteria. The “Act phase” allows lessons learned to be documented for future bug fixes in subsequent iterations of the continuous testing cycle. Finally, in this phase, existing and new accessibility problems are identified for the next iteration.

This paper is divided into the following sections. Section II presents the background of the main concepts of the Deming cycle, web accessibility, and TQM. Section III presents the literature review on “web accessibility and continuous testing” and “software and continuous improvement”. Section IV presents our new process model for continuous testing of web accessibility. Section V presents the case study to corroborate the functionality and applicability of our process model. Section VI presents the discussion. Section VII

presents the limitations of this study. Finally, conclusions and future work are presented in Section VIII.

II. BACKGROUND

This section presents the concepts necessary to understand the Deming cycle, web accessibility, and TQM.

A. DEMING CYCLE

The Deming cycle of Plan-Do-Check-Act (PDCA) is a methodology for continuous improvement [12]. The PDCA cycle involves identifying opportunities for improvement, proposing change solutions, then implementing them in practice, adjusting and evaluating the solutions before deciding whether to modify, abandon or maintain such changes [13]. The continuous quality improvement includes: 1) top management commitment, 2) empowering managers to understand and accept the long-term commitment to pursue quality improvement, learn from best practices and share experiences, 3) providing the necessary training and resources, 4) improving the process, with numerous solutions, and 5) using data to manage and feedback into the process [14]. In addition, Deming has emphasized the need to: “Improve constantly and forever the system of production and service” [15] and “Cease dependence on inspection to achieve quality. Eliminate the need for inspection on a mass basis by building quality into the product in the first place” [16].

The PDCA cycle can also be applied to software testing. To do this, first, define the objectives of the process, then develop and implement a plan to achieve those objectives, and, finally, verify whether the planned results are achieved. If not, must modify the plan until the goals are achieved. Each stage is described below [17]:

- **Plan.** The main output of this stage is the software test plan. This plan should be adjusted as changes are made to the systems. The outline of a good test plan includes an introduction, the requirements, and the overall plan.
- **Do.** This stage describes how to design and execute the tests included in the plan. The test design should be built with procedures, scripts, matrices, test cases, expected results, test logs, etc. The test team is responsible for executing the tests using tools, resources, conditions, and requirements, among others, and is also the one who must ensure that the tests are performed according to the plan.
- **Check.** This stage includes assessing the progress of compliance with the test plan. It is important to make decisions based on accurate and timely data. Test metrics (such as number, type of defects, workload, and schedule status) are critical. The test report should include records of defects found, data reduction techniques, root cause analysis, conclusions, and suggestions for process improvement.
- **Act.** This stage of software testing involves designing appropriate measures to address results that did not foresee in the plan. These measures feedback into the plan.

The PDCA cycle is a tool that can also use to manage processes and systems. The PDCA cycle is described by ISO 9001:2015 as follows [18]:

- **Plan.** Establish the objectives of the system and its processes and the resources needed to deliver results by customers' requirements and the organization's policies and identify and address risks and opportunities.
- **Do.** Implement what was planned.
- **Check.** Monitor and (where applicable) measure processes and the resulting products and services against policies, objectives, requirements, and planned activities, and report the results.
- **Act.** Take actions to improve performance, as necessary.

Idem the PDCA cycle of continuous improvement applies to the software testing process [19]:

- **Plan.** This stage begins with the definition of the objectives to be achieved by testing. In addition, the elements of the test plan and strategies are described. The strategies are a brief description of achieving the objectives; these are made before formulating the test plan. The test plan should contain the introduction, general plan, requirements, procedures, and details.
- **Do.** This stage addresses how to design or execute the tests included in the plan.
- **Check.** This stage emphasizes the importance of test reports and indicators. The test team should formally record the results, correlate them with the test plan and system objectives. Finally, provide a simple report with various graphical techniques of the tests.
- **Act.** This stage provides guidelines for updating test scripts and test cases. In addition, it makes some suggestions for improving the process, technology, and people dimensions in preparation for the next cycle.

B. WEB ACCESSIBILITY

1) WEB CONTENT ACCESSIBILITY GUIDELINES (WCAG)

The WCAG has been updated over time with the publication of WCAG 1.0 in 1999 [20], WCAG 2.0 in 2008 [21], WCAG 2.1 in 2018 [22], the draft WCAG 2.2 in 2020 [23] and first public working draft WCAG 3.0 in 2021 [24]. The new versions of the WCAG take into account the previous versions of the WCAG, such as WCAG 2.1, which has included all the principles, guidelines, and success criteria of WCAG 2.0 and has added a new guideline and 17 new success criteria [22]. If a website complies with the recommendations of WCAG 2.1, it also complies with WCAG 2.0.

WCAG 2.1 [22] has 4 principles, 13 guidelines and 78 success criteria. The conformance levels are A, AA, and AAA. The success criteria are categorized into conformance levels. Websites must have met all 30 success criteria to achieve a conformance level A (30 success criteria). Websites must have met all 50 success criteria to achieve a conformance level AA (50 success criteria: 30 level A and 20 level AA). Websites must have met all 78 success criteria to achieve a conformance level AAA (78 success criteria: 30 level A,

20 level AA, and 28 level AAA). Figure 1 shows the principles, guidelines, success criteria, and conformance levels of WCAG 2.1.

2) WEBSITE ACCESSIBILITY CONFORMANCE EVALUATION METHODOLOGY (WCAG-EM)

For the evaluation of websites with WCAG 2.0, the W3C/WAI has developed WCAG-EM [10]. Website accessibility evaluators can make use of this methodology to obtain more reliable results and avoid common errors. This methodology has five interrelated steps, which can be seen in Figure 2.

Each step has an arrow to the next step and arrows to return to all previous steps. This flow illustrates how evaluators advance from one stage to the next and can return to any previous step in the process as new information is revealed to them during the evaluation process [10].

3) WEB ACCESSIBILITY EVALUATION METHODS

Evaluation methods define the procedures, evaluation tools, end-users, and experts who assist in evaluating websites. In a systematic literature review (SLR) carried out in 2019 [25], on web accessibility evaluation methods, it was determined that: "1) automatic tools, 2) evaluation by experts and 3) user tests are the most widely used techniques according to the literature". In another SLR carried out in 2020 [26], we synthesized the results of 23 papers on the accessibility of educational websites. We determined that the three methods used in the analyzed works are: "1) automatic methods through software or online services 80 % of the selected works; 2) manual methods with validation by experts and real users 12 %; 3) the combination of both 8 %".

On the other hand, should conduct evaluations with users [27] who make use of the websites utilizing formal or informal experiments. These experiments allow the evaluator to observe whether the user can easily navigate the website and their behavior. In addition, it can identify accessibility problems based on observations, interviews, questionnaires, user comments, etc.

The evaluation of the accessibility of websites must be carried out with automatic general and specific tools, users, experts, and people with disabilities to be objective [28]. Therefore, must conduct effective evaluations with end-users and web accessibility experts.

C. TOTAL QUALITY MANAGEMENT

Today, TQM is an essential driver for the growth and success of organizations through their competitive improvement in local and international markets [29]. Therefore, TQM is the art of managing together to achieve excellence. Only by changing the actions of the management will the culture and activities of the entire institution be transformed [30]. In addition, technologies make it possible to offer high-quality services to users.

III. LITERATURE REVIEW

In the following literature review, published articles on software and continuous improvement are searched and analyzed.

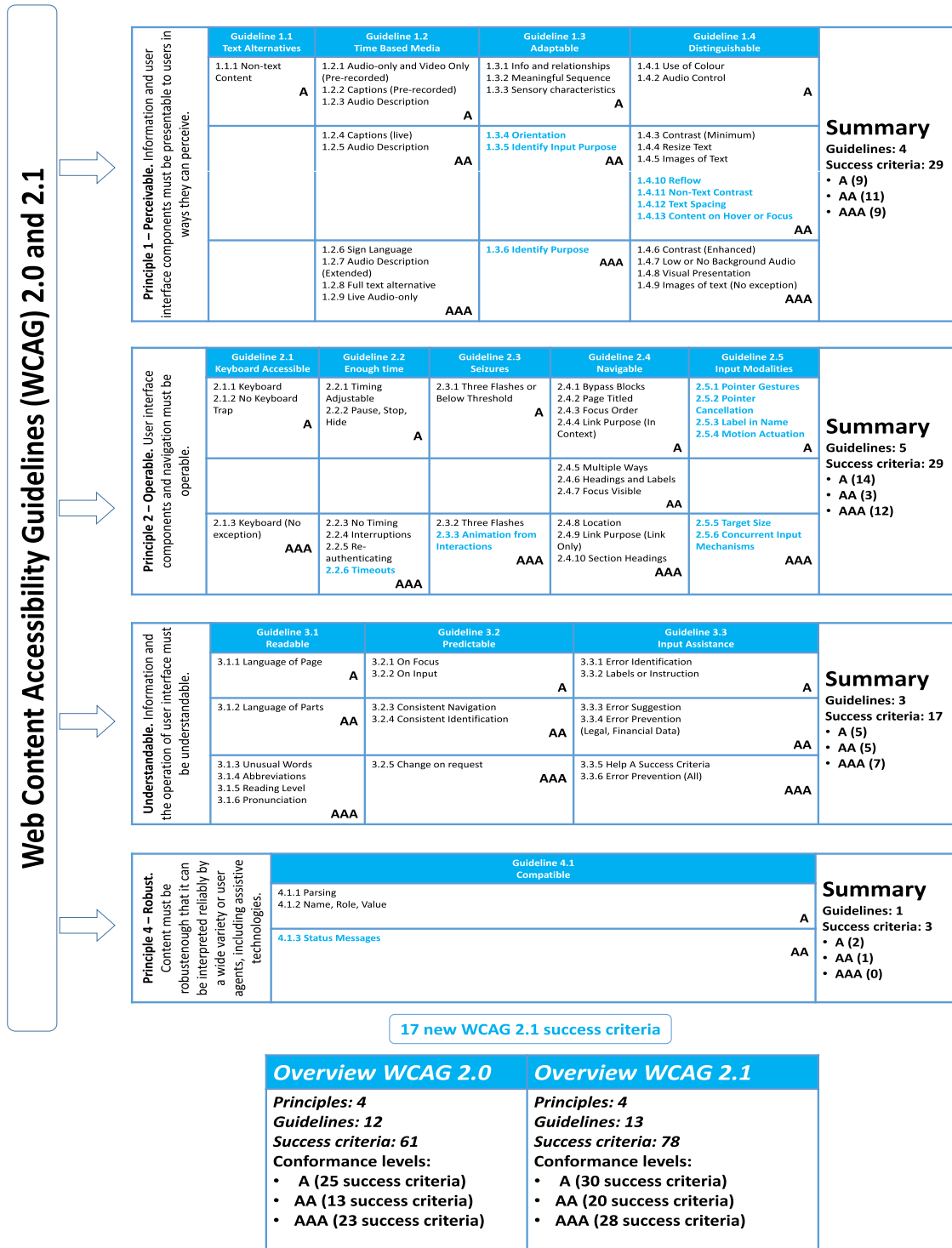


FIGURE 1. Principles, guidelines, success criteria and conformance levels of WCAG 2.1.

This review is conducted in two stages. In the first stage, reviewed articles on web accessibility and continuous testing. In the second stage, reviewed articles on software and continuous software improvement. The purpose of this study is to check if similar work to our proposal has been done.

A. WEB ACCESSIBILITY AND CONTINUOUS TESTING

The literature review on web accessibility and continuous testing was conducted using the following keywords: “web accessibility”, “continuous testing”, “software accessibility”, “app accessibility” and the combination of these. Three

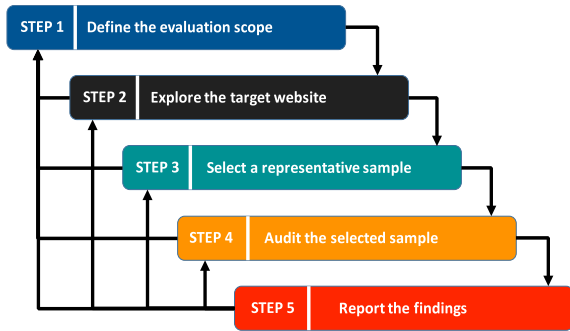


FIGURE 2. Evaluation procedure: WCAG-EM 1.0 [10].

equivalent query strings were created and applied to the scientific databases IEEE Xplore, Scopus, and the Web of Science:

- **IEEE Xplore:** ((“Document Title”:“web accessibility” AND “Document Title”:“continuous testing”) OR (“Document Title”:“software accessibility” AND “Document Title”:“continuous testing”) OR (“Document Title”:“app accessibility” AND “Document Title”:“continuous testing”)) AND ((“Abstract”:“web accessibility” AND “Abstract”:“continuous testing”) OR (“Abstract”:“software accessibility” AND “Abstract”:“continuous testing”) OR (“Abstract”:“app accessibility” AND “Abstract”:“continuous testing”))
- **Scopus:** (TITLE (“web accessibility” AND “continuous testing”) OR (“software accessibility” AND “continuous testing”) OR (“app accessibility” AND “continuous testing”)) AND (ABS (“web accessibility” AND “continuous testing”) OR (“software accessibility” AND “continuous testing”) OR (“app accessibility” AND “continuous testing”))
- **Web of Science:** ((TI=“web accessibility” AND TI=“continuous testing”) OR (TI=“software accessibility” AND TI=“continuous testing”) OR (TI=“app accessibility” AND TI=“continuous testing”)) AND ((AB=“web accessibility” AND AB=“continuous testing”) OR (AB=“software accessibility” AND AB=“continuous testing”) OR (AB=“app accessibility” AND AB=“continuous testing”))

After applying the search strings in the scientific databases, no studies could be found as a result. This search allows us to determine that no similar work has been carried out.

B. SOFTWARE AND CONTINUOUS IMPROVEMENT

The literature review on software and continuous improvement was performed using search strings that included the following terms: (software* OR “software testing” OR “software development”) AND (“continuous quality improvement” OR CQI OR “Deming cycle” OR PDCA). These terms were searched for in the titles and abstracts of the articles. For this purpose, we created three equivalent query strings, one for the IEEE Xplore database, one for Scopus database, and one for the Web of Science database:

- **IEEE Xplore:** ((“Document Title”:software* OR “Document Title”:“software testing” OR “Document Title”:“software development”) AND (“Document Title”:“continuous quality improvement” OR “Document Title”:CQI OR “Document Title”:“Deming cycle” OR “Document Title”:PDCA)AND (“Abstract”: software* OR “Abstract”:“software testing” OR “Abstract”:“software development”)AND (“Abstract”: “continuous quality improvement” OR “Abstract”: CQI OR “Abstract”:“Deming cycle” OR “Abstract”: PDCA))
- **Scopus:** (TITLE (software* OR “software testing” OR “software development”) AND TITLE (“continuous quality improvement” OR CQI OR “Deming cycle” OR PDCA)) AND (ABS (software* OR “software testing” OR “software development”) AND ABS (“continuous quality improvement” OR CQI OR “Deming cycle” OR PDCA))
- **Web of Science:** ((TI=software* OR TI=“software testing” OR TI=“software development”) AND (TI=“continuous quality improvement” OR TI=CQI OR TI=“Deming cycle” OR TI=PDCA)) AND ((AB=software* OR AB=“software testing” OR AB=“software development”) AND (AB=“continuous quality improvement” OR AB=CQI OR AB=“Deming cycle” OR AB=PDCA))

We found three articles in the IEEE Xplore database, six in Scopus, and none in the Web of Science with these query strings. Of the nine articles, repeated three, and two were in the Chinese language, so discarded them. Of the remaining four, one did not refer to software testing, so it was also discarded, leaving the three articles that are summarized in Table 1. It should note that the application of the search string in the scientific databases was carried out on 24/06/2021.

In summary, in the literature review on software and continuous improvement, some authors can see that the PDCA cycle is used in continuous testing in software development. However, WCAG compliance is not considered in testing. Unlike the previous ones, our research focuses on developing a process model to continuously test the accessibility and create a quality culture in organizations by implementing the WCAG on their web pages. This research provides a framework for making web pages more accessible and usable by the maximum number of people and assessing the current state of websites in organizations. The process model for continuous testing of web accessibility uses the Deming cycle of continuous improvement to guide this process without losing sight of the organization’s goals and TQM. In addition, it uses the WCAG-EM methodology to determine the current state of websites in terms of accessibility. The proposed process model becomes an iterative cycle of continuous improvement for the development, design, maintenance, and accessibility testing of web content and applications.

TABLE 1. Results over time of continuous improvement in software testing.

Paper	Year	Continuous improvement	Results
[31]	2010	PDCA	Software testing provides strong support for high-quality software development. This paper proposes a plan-do-check-act (PDCA)-based test improvement framework to address test implementation issues. This framework contains the definition of adaptation processes, their implementation, and measurement analysis through benchmarking. Experiments showed that the framework could promote the software testing process and improve the testing service quality.
[32]	2010	PDCA	This article discusses the PDCA model on how to improve software quality continuously using the PDCA cycle. It also provides the application of the PDCA cycle in the practice of software development through examples.
[33]	2011	CQI	This paper proposes a continuous quality improvement (CQI) model based on knowledge management and demonstrates it with a case study. The continuous quality improvement model developed was FRACAS (Failure Report Analysis and Corrective Action System) for a telecommunications company. The model's application reduced product defect density to 1.5 per thousand lines of code from 4.21 per thousand lines of code. Software releases have been delivered to customers on schedule; 60 % has significantly reduced online questions. According to a considerably conservative estimate, online issues and development costs saved that year have exceeded RMB 300 million yuan.

IV. NOVEL METHODOLOGY PROPOSAL

To achieve continuous testing of web accessibility, we propose the integration of the Deming cycle [9], [29], the WCAG-EM methodology [10] and TQM [34]. The map of the integration of the Deming cycle, the WCAG-EM methodology, and TQM can be seen in Figure 3.

A. PHASE I - PLAN

Planning focuses on identifying the objectives and the framework for deploying activities to achieve quality [35]. Therefore, planning for continuous testing of web accessibility involves organizing the process by developing the necessary actions to collect and evaluate information in an organized and structured way. In addition, must use quality principles to ensure the rigor of the process and greater objectivity in the results. This phase aims to define the project, analyze the current situation, analyze possible causes, and plan solutions.

1) DEFINE THE PROJECT

a: DEFINE THE PROBLEM

The problem must contribute to a topic of current interest and relevance that presents unknowns that must answer. To this end, a review of the background of the research should be carried out and delimited the geographical and temporal space.

b: ANALYZE THE IMPORTANCE OF THE PROBLEM

According to Shawn Lawton, “making the web accessible benefits individuals, businesses, and society” [2]. Hence the importance of eliminating accessibility problems and providing people with disabilities equal rights in society [36]. In addition, web accessibility also benefits the elderly and people without disabilities [22]. In many countries, there are web accessibility laws and policies that regulate discrimination in accessing the information on the Web, service, or product by people with disabilities [5]. For this reason, if users with disabilities cannot access a website's content, they can file a digital discrimination lawsuit. These lawsuits occur more frequently each year and often cost institutions millions of dollars to resolve [37].

c: DEFINE CONTROL INDICATORS

Indicators help to assess whether corrections have been successfully implemented, as they measure the improvement or reduction of accessibility problems [38]. Therefore, the WCAG success criteria are our indicators for measuring and evaluating web accessibility. The accessibility problems found in the success criteria are defined as key performance indicators (KPIs). For executives and decision-makers, KPIs are considered strategic assessment tools to promote the achievement of excellence through knowledge discovery and evaluation [39]. KPIs are developed based on the causes of accessibility problems. For example, if it is discovered that images on websites have no alternative text, the KPI would be “ensure that all img elements on websites have an alt attribute with a short description of the image”.

2) ANALYZE THE CURRENT SITUATION

a: DEFINE THE EVALUATION SCOPE

The objective of this step is to define the scope of the evaluation. In addition, the conformance level (A, AA, AAA), accessibility support (web browser, assistive technologies, and other user agents), and additional evaluation requirements.

b: EXPLORE THE TARGET WEBSITE

This step is intended to allow the evaluator to explore the website to understand its functionality, use, and purpose better. It also allows the evaluator to identify the different pages, the technologies used, and the relevant functionalities.

c: SELECT A REPRESENTATIVE SAMPLE

The purpose of this step is to select a representative sample of the web pages to be evaluated. This sample will ensure that the evaluation results reflect the accessibility of the entire site with sufficient reliability. The most common selection methods are all websites of an organization, sampling, random selection, among others.

d: AUDIT THE SELECTED SAMPLE

The purpose of this step is to evaluate the sample of selected websites according to the WCAG and compliance levels

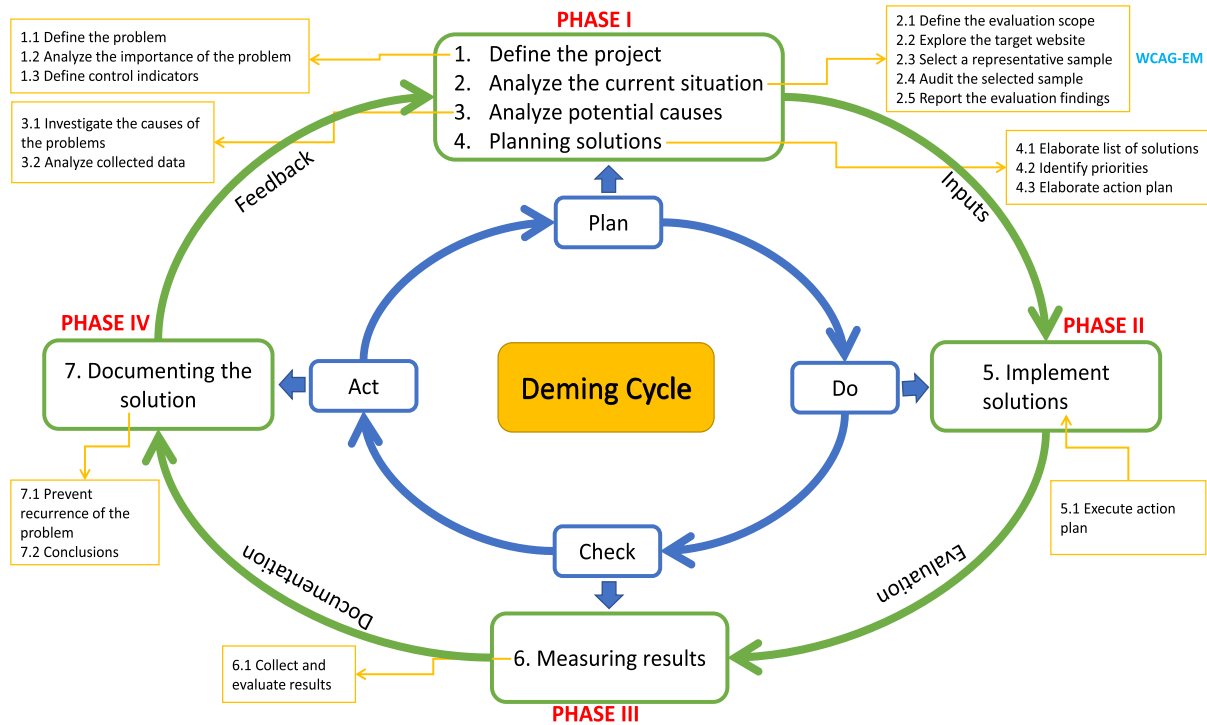


FIGURE 3. Proposed process model for continuous testing of web accessibility.

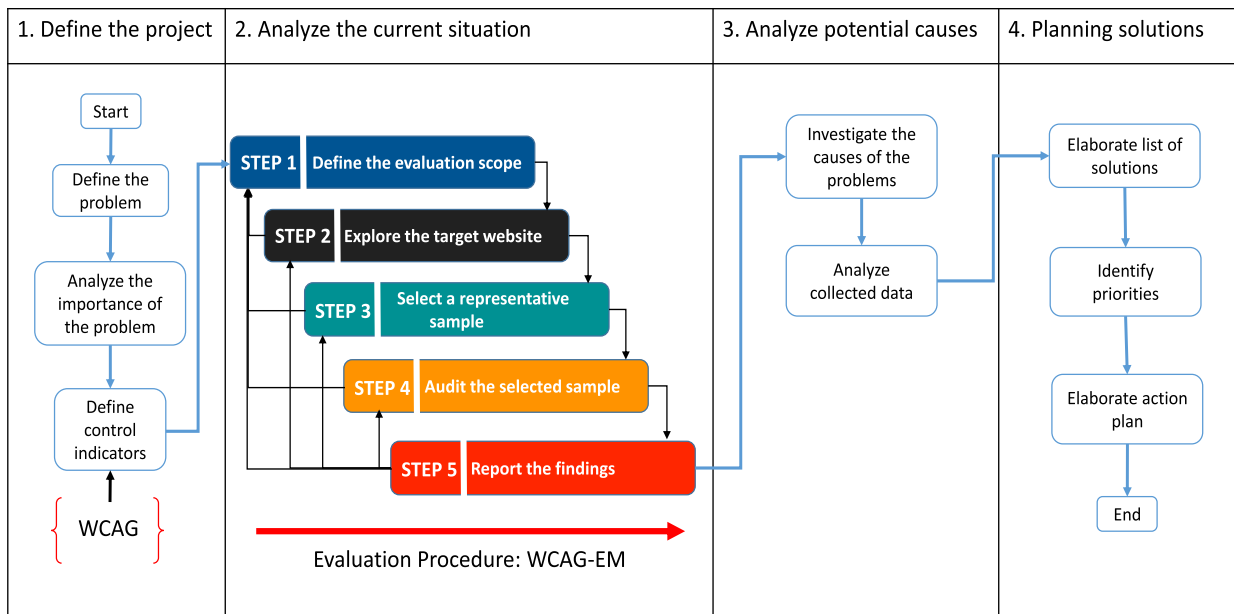


FIGURE 4. Evaluation planning model procedure.

(A, AA, and AAA). In the results, we will indicate whether the sample as a whole or per website meets or does not meet the success criteria and conformance levels.

e: REPORT THE EVALUATION FINDINGS

The purpose of this step is to present in detail the accessibility report of the evaluated websites. The first sub-step defines the mandatory information to be included in the report. In the other four sub-steps, additional information can be presented

to support the report (optional). The results obtained from this evaluation report are the web accessibility issues according to the WCAG success criteria that will work on in the following steps.

3) ANALYZE POTENTIAL CAUSES

a: INVESTIGATE THE CAUSES OF THE PROBLEMS

According to Shawn Lawton [40], the techniques (Sufficient Techniques, Advisory Techniques) and failures for WCAG

Solution Plan				
No.	Success criteria	Causes of the problem	List of solutions (KPIs)	Priority
1	1.1.1 Non-text Content	The images do not provide a textual description for the visually impaired. The following techniques should be applied.	Make sure that all img elements have an alt attribute.	3
2	

FIGURE 5. Format of the solution plan.

“gives specific guidance for developers on how to develop accessible web content. It provides general and technology-specific examples, including HTML/XHTML, CSS, scripting, multimedia, and WAI-ARIA. There are also common failures that show what to avoid”. This step aims to determine accessibility errors and their causes based on the WCAG success criteria and techniques and failures.

b: ANALYZE COLLECTED DATA

The objective of this sub-step is to group the common accessibility errors found. In addition, they are classified according to conformance levels (A, AA, and AAA).

4) PLANNING SOLUTIONS

A format for data collection has been designed for solution planning. The following sub-steps have been combined in this format: report the evaluation findings, analyze potential causes, and plan solutions. Figure 5 shows the structure of the Solution Plan containing:

- 1) **No.** Number of web accessibility problems found in the analyzed websites.
- 2) **Success criteria.** WCAG success criteria that have accessibility problems in the analyzed websites.
- 3) **Causes of the problems.** Identify what the causes of accessibility problems in the websites are.
- 4) **List of solutions (KPIs).** According to the causes of the accessibility problems, the list of solutions is defined as KPIs.
- 5) **Priority.** The priorities of each of the KPIs are defined for their solution.

a: ELABORATE LIST OF SOLUTIONS

For each web accessibility problem, must find solutions. Therefore, the purpose of this sub-step is to list the web accessibility problems encountered and the solutions to be adopted as KPIs.

b: IDENTIFY PRIORITIES

The priorities have been defined on a scale of 1 to 3. The success criteria, with their levels of conformance, scale, and impact, are listed below:

- **High Impact.** Web accessibility problems found in the success criteria with a conformance level A have priority 3.

Impact	Conformance level	Value
High	A	3
Medium	AA	2
Low	AAA	1

FIGURE 6. Priority scale from 1 to 3 to identify priorities.

- **Medium Impact.** Web accessibility problems found in the success criteria with a conformance level AA have priority 2.
- **Low Impact.** Web accessibility problems found in the success criteria with a conformance level AAA have priority 1.

The accessibility problems that have a high impact on the websites are colored red, medium impact yellow, and low impact green. Figure 6 shows the impact by conformance level and rating scale.

c: ELABORATE ACTION PLAN

The action plan is a document that allows the understanding of the success criteria with accessibility problems based on the KPIs. In addition, it will enable the assignment of responsibility for the fulfillment of each KPI with scheduled dates and human and financial resources. A format has been designed for the planning of activities. Figure 7 shows the data to be included in each of the columns by answering the following questions:

- 1) **What?** Meet KPIs, for which milestones must be established. For example, in 2 weeks, achieve 50 % compliance; in 4 weeks, achieve 75 %; in 6 weeks, achieve 100 %.
- 2) **How?** Apply WCAG techniques and failures that provide specific guidance to developers on how to develop accessible web content.
- 3) **Who?** Choose a person responsible for the execution of each planned solution.
- 4) **When?** Determine the range of start and end dates according to a schedule of activities to be executed.
- 5) **With what?** Define the human, material and financial resources that will be involved in the website changes.
- 6) **Why?** Justify why the WCAG success criteria must be met.

B. PHASE II - DO

1) IMPLEMENT SOLUTIONS

a: EXECUTE ACTION PLAN

Implement the planned changes. It is not enough to establish an action plan; it is necessary to monitor compliance with our solutions list continuously. In addition, it is essential in the execution of the action plan to perform acceptance tests that include the evaluation of the KPIs of interest (such as performance, security) and to assess whether the release candidate meets the established objectives [41].

It is also necessary to define strategies that provide solutions to problems that may arise during the plan's implementation. Figure 8 shows the process for executing the KPIs of the action plan. This process starts by analyzing the KPIs (see Figure 7) defined in the action plan. Then, they are resolved using the WCAG techniques and failures until the websites meet the WCAG success criteria.

C. PHASE III - CHECK

1) MEASURING RESULTS

a: COLLECT AND EVALUATE RESULTS

Collect control data and evaluate the results. This is done through ongoing website evaluations to measure compliance with the accessibility problems listed in the Solution Plan. According to ISO/IEC 25000:2005 [42], software quality assessment is a "systematic examination of the extent to which a software product is capable of satisfying stated and implied needs". Therefore, the objective of this sub-step is to measure compliance with the KPIs and identify new accessibility problems generated by changes in the websites.

D. PHASE IV - ACT

1) DOCUMENTING THE SOLUTION

a: PREVENT RECURRENCE OF THE PROBLEM

Summarize the process learned. The objective of this sub-step is to document all the solutions carried out to comply with WCAG recommendations on the websites. This stage will allow to solve similar accessibility problems and prevent them.

b: CONCLUSIONS

In this step, the accessibility compliance of the analyzed website is determined. In addition, if in the final results some accessibility problems persist and/or there are new ones that are not included in the action plan, phases I, II, III, and IV have to be repeated.

V. CASE STUDY

The purpose of this case study is to apply the proposed process model to an actual website to show the feasibility of our proposal. For this purpose, an accessibility study of the Human-Computer Interaction (HCI) website (<https://hci.ucacue.edu.ec/>) of the Catholic University of Cuenca (Ecuador), which publishes research results content, was carried out. The HCI web portal is developed in

WordPress and uses a standard template for all its content. The process model for continuous testing of web accessibility can have an unlimited number of iterations, but in this case study, we only show one iteration of the process.

A. PHASE I - PLAN

1) DEFINE THE PROJECT

a: DEFINE THE PROBLEM

The United Nations [43] in its Sustainable Development Goals (SDG) seeks the educational inclusion of people with disabilities on equal terms. Therefore, web accessibility contributes to the achievement of SDG 4 ("Ensure inclusive and equitable quality education and promote lifelong learning opportunities for all") of the United Nations 2030 Agenda.

In Ecuador, according to statistics published by the National Council for the Equality of Disabilities with data from the Ministry of Public Health [44], there are 481,392 people with disabilities. In addition, there are 5,917 people with disabilities studying at Ecuador's universities and polytechnics schools. Ecuador's Higher Education Law [45] establishes that universities must implement universal accessibility requirements to promote access to higher education for people with disabilities.

SARS-COV2 has led public and private institutions to deliver most of their classes through online education. However, the lack of knowledge or interest of information technology professionals in the development of accessible software has meant that a large number of people with disabilities are unable to interact with the educational websites [46]. Therefore, this case study has two objectives:

- Determine the level of accessibility of the HCI web portal with the WCAG 2.0 and a conformance level AA, as established by the Ecuadorian Technical Regulation in its second transitory.
- Determine the level of accessibility of the HCI web portal with the WCAG 2.1 and a conformance level AA.

b: ANALYZE THE IMPORTANCE OF THE PROBLEM

The United Nations in the Convention on the Rights of Persons with Disabilities (CRPD) defines access to information and communication, including the Web, as a fundamental human right [47]. In Article 21 – Freedom of expression and opinion, and access to information, it is stated that governments should urge "private entities that provide services to the general public, including through the Internet, to provide information and services in accessible and usable formats for persons with disabilities" [47].

c: DEFINE CONTROL INDICATORS

Ecuador, like other countries, in 2014 [48] adopted the recommendations of the WCAG 2.0 of the W3C. In addition, to control its compliance, the Ecuadorian technical regulation RTE INEN 288 "accessibility to web content" was created [49]. This regulation applies to the web content published on public and private sector websites that provide public services.

Action Plan					
KPIs (What?)	Understanding success criteria (Techniques and failures) (How?)	Who?	When?		Resources (With what?)
			Start	End	
KPI1	https://www.w3.org/WAI/WCAG21/Understanding/non-text-content.html	Responsible website	10/04/2021	18/04/2021	Human, financial and technological
KPI2

FIGURE 7. Action plan format.

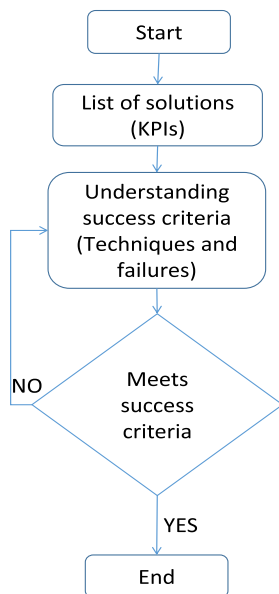


FIGURE 8. Process for executing the KPIs of the action plan.

These websites must fully comply with a conformance level AA established in the NTE INEN-ISO/IEC 40500 standard.

Considering that WCAG 2.1 includes WCAG 2.0 in its totality, this means that if a website complies with WCAG 2.1, it also complies with WCAG 2.0. In addition, the new versions of WCAG extend the success criteria of the previous versions. For this reason, we consider in our case study the success criteria of WCAG 2.1 as control indicators [22]. The accessibility problems found in the HCI web portal success criteria after the evaluation will be our KPIs.

Evaluating accessibility with automatic tools of the HCI web portal will allow us to find the accessibility problems by success criteria. These will be written as KPIs for the accessibility compliance of the web portal.

2) ANALYZE THE CURRENT SITUATION

The purpose of this stage is to analyze the current situation of the websites. For this purpose, the WCAG-EM methodology must be applied, which will result in a report of the findings of the analyzed websites. This report will make it possible to know the level of accessibility of the websites and to determine the accessibility problems for each success criterion to analyze their potential causes then. The WCAG-EM

methodology has five steps and 20 sub-steps, of which five are optional. This methodology guides the evaluation of the accessibility of a complete website in a reliable way. Figure 9 shows the WCAG-EM methodology map with each of its steps and sub-steps.

a: DEFINE THE EVALUATION SCOPE

The target website for this evaluation is the HCI web portal (<https://hci.ucacue.edu.ec/>) of the Catholic University of Cuenca (Ecuador), using WCAG 2.1 with a conformance level A and AA.

b: EXPLORE THE TARGET WEBSITE

This step investigates HCI portal websites to overview their use, purpose, and functionality, as recommended in the WCAG-EM methodology. However, according to Velleman and Abou-Zahra, the results obtained in this step are usually refined in stages “c: Select a representative sample and d: Audit the selected sample” as the evaluator learns more about the target website [10]. The list of relevant pages selected in this research is the home page, sitemap, contact, general site information (pages with forms, tables, images, links, and so on). The functionalities found were access links to publications of research project results and software prototype download sites.

c: SELECT A REPRESENTATIVE SAMPLE

In this research, selected all web pages of the HCI portal. A total of 16 web pages were found. Before starting the evaluation, verified the validity of the URLs of the websites. The ID, title, and URL of the web pages are presented in Table 2.

d: AUDIT THE SELECTED SAMPLE

Many tools can help web developers make their website content more accessible [50]. In a very interesting comparative report [51] made on the results of the audit of automatic accessibility tools, the five tools that detected the highest number of accessibility errors are: SortSite (40 %), Tenon (34 %), AChecker (31 %), WAVE (30 %) and Axe (29 %). However, Sorsite, Tenon, and WAVE are paid, AChecker has disappeared, so we chose Axe as the best free option available at the moment of our analysis.

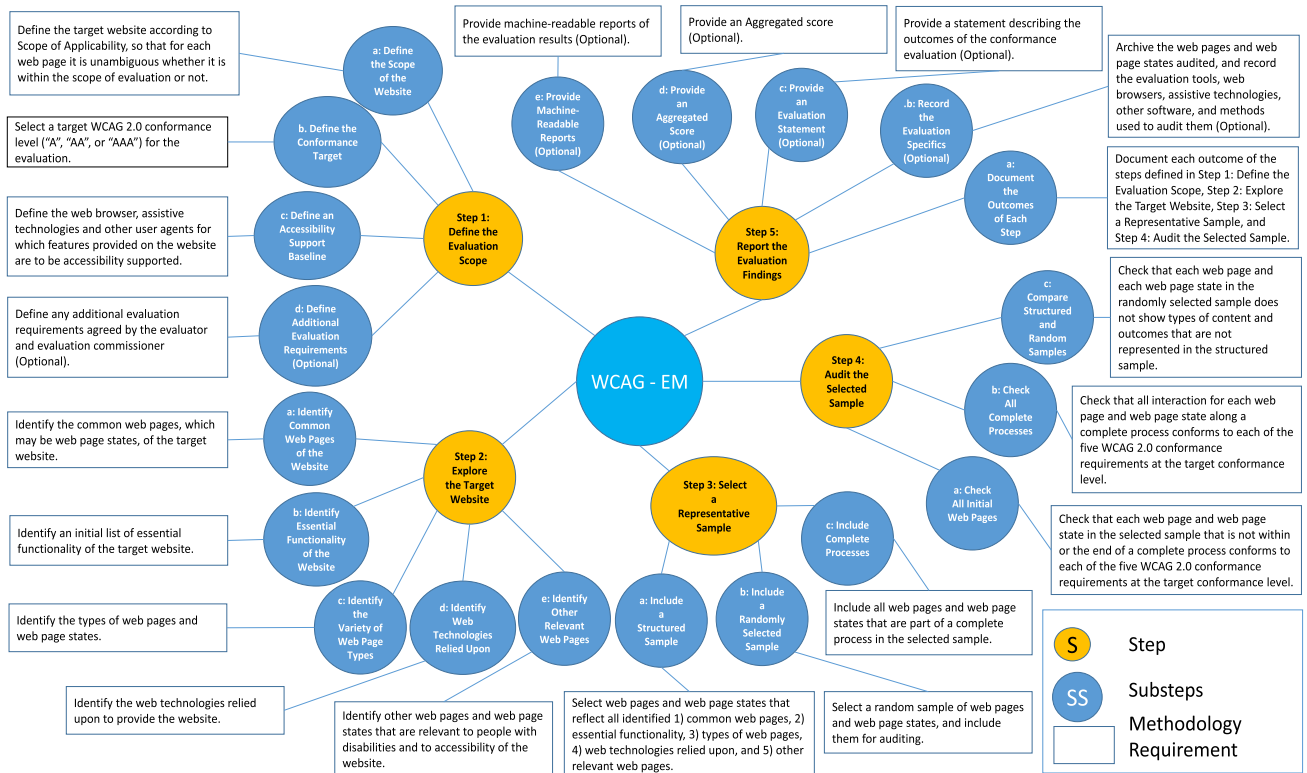


FIGURE 9. Website accessibility conformance evaluation methodology map.

The accessibility evaluation of the HCI portal websites was performed with the pa1ly¹ tool that includes two web accessibility analyzers: Axe² and HTMLCS.³ Axe’s evaluation results revealed 360 accessibility errors, 40 warnings, and zero notices on the 16 web pages analyzed. In addition, the evaluation of the HCI portal websites with HTMLCS allowed checking whether the HTML code meets the WCAG 2.1 success criteria. The results of the HTMLCS evaluation revealed 152 accessibility errors, 584 warnings, and 1,722 notices on the analyzed website. The results of the evaluation with Axe and HTMLCS are shown in Table 3.

e: REPORT THE EVALUATION FINDINGS

The evaluation report was extracted from the JavaScript Object Notation (JSON) format documents generated by pa1ly from each evaluated website. The results determined that all the websites present a standard error in the success criterion “1.4.10 Reflow Level AA (Added in 2.1)” of WCAG 2.1. This success criterion provides two-dimensional scrolling for images, videos, games, presentations, tables, and interfaces necessary to maintain the toolbars in view while manipulating content.

Also in the web portal are used articles, containers, figures, footer, form, head, iframe, images, menus, paragraphs, section, table, title, etc. Therefore, all the errors found in the evaluation of the HCI websites are available in our dataset in

the IEEE DataPort⁴ by principle, guideline, success criteria, and conformance level.

3) ANALYZE POTENTIAL CAUSES

a: INVESTIGATE THE CAUSES OF THE PROBLEMS

The causes of accessibility problems are non-compliance with sufficient techniques, advisory techniques, and failures in the WCAG 2.1 success criteria. The success criteria with the advisory techniques of the evaluated websites are presented below [52]:

- **Success criteria:** “1.3.1 Info and Relationships Level A”
 - **Advisory Techniques:** “G141: Organizing a page using headings”.
- **Success criteria:** “2.4.4 Link Purpose (In Context) Level A”
 - **Advisory Techniques:** “H80: Identifying the purpose of a link using link text combined with the preceding heading element”.

We also present the failures found in the evaluated websites of the HCI web portal. The success criteria with accessibility problems of the evaluated websites are described below [52]:

- **Success criteria:** “1.3.1 Info and Relationships Level A”
 - **Failures:** “F68: Failure of Success Criterion 4.1.2 due to a user interface control not having a

¹https://pa1ly.org/

²https://www.deque.com/axe/

³http://squizlabs.github.io/HTML_CodeSniffer/

⁴https://doi.org/10.21227/f6b0-g496

TABLE 2. The web pages selected for evaluation from the HCI website.

ID	Web pages (original title in Spanish and translation into English)	URL
HCI-1	Inicio (Home)	https://hci.ucacue.edu.ec/
HCI-2	Acerca de (About)	https://hci.ucacue.edu.ec/acerca-de/
HCI-3	Investigadores (Searches)	https://hci.ucacue.edu.ec/investigadores/
HCI-4	Publicaciones (Publications)	https://hci.ucacue.edu.ec/publicaciones/
HCI-5	Conferencias (Conferences)	https://hci.ucacue.edu.ec/conferencias/
HCI-6	Noticias (News)	https://hci.ucacue.edu.ec/noticias-2/
HCI-7	Proyectos Activos (Active Projects)	https://hci.ucacue.edu.ec/proyectos-activos/
HCI-8	Las tecnologías de la información y la comunicación como medio de inclusión educativa (Information and communication technologies as a means of educational inclusion)	https://hci.ucacue.edu.ec/las-tecnologias-de-la-informacion-y-la-comunicacion-como-medio-de-inclusion-educativa/
HCI-9	Proyectos Cerrados (Closed Projects)	https://hci.ucacue.edu.ec/proyectos-cerrados/
HCI-10	La accesibilidad tecnológica como estrategia educativa (Technological accessibility as an educational strategy)	https://hci.ucacue.edu.ec/la-accesibilidad-tecnologica-como-estrategia-educativa/
HCI-11	Contribución al uso de las TIC's en las instituciones educativas y GAD municipal de la ciudad de Cuenca (Contribution to the use of ICTs in educational institutions and municipal government of the city of Cuenca)	https://hci.ucacue.edu.ec/contribucion-al-uso-de-las-tics-en-las-instituciones-educativas-y-gad-municipal-de-la-ciudad-de-cuenca/
HCI-12	Estrategia educativa para la inclusión social de niños, adolescentes y jóvenes con discapacidad en la comunidad (Educational strategy for the social inclusion of children, adolescents and young people with disabilities in the community)	https://hci.ucacue.edu.ec/estrategia-educativa-para-la-inclusion-social-de-ninos-adolescentes-y-jovenes-con-discapacidad-en-la-comunidad/
HCI-13	Prototipos - Discapacidad Física (Prototypes - Physical Disability)	https://hci.ucacue.edu.ec/discapacidad-fisica/
HCI-14	Prototipos - Discapacidad Auditiva (Prototypes - Hearing Impairment)	https://hci.ucacue.edu.ec/discapacidad-auditiva/
HCI-15	Prototipos - Discapacidad Visual (Prototypes - Visual Impairment)	https://hci.ucacue.edu.ec/discapacidad-visual/
HCI-16	Contactos (Contacts)	https://hci.ucacue.edu.ec/contactanos/

programmatically determined name (**Accessibility problems**. The heading structure is not logically nested. This h4 element should be an h2 to be properly nested”).

- **Success criteria:** “1.4.3 Contrast (Minimum) Level AA”
 - **Failures:** “F24: Failure of Success Criterion 1.4.3, 1.4.6 and 1.4.8 due to specifying foreground colors without specifying background colors or vice-versa”.
- **Success criteria:** “1.4.11 Non-text Contrast Level AA (Added in 2.1)”
 - **Failures:** “F78: Failure of Success Criterion 2.4.7 due to styling element outlines and borders in a way that removes or renders non-visible the visual focus indicator”.
- **Success criteria:** “1.4.13 Content on Hover or Focus Level AA (Added in 2.1)”
 - **Failures:** “F95: Failure of Success Criterion 1.4.13 due to content shown on hover not being hoverable”.
- **Success criteria:** “2.5.3 Label in Name Level A (Added in 2.1)”
 - **Failures:** “F96: Failure due to the accessible name not containing the visible label text”.

In the websites, found the highest number of non-compliance in the sufficient techniques. The results of the sufficient techniques found in the evaluated websites are

available in our dataset in the IEEE DataPort⁵ by success criteria.

b: ANALYZE COLLECTED DATA

In this step, the success criteria containing accessibility problems were classified by conformance levels A and AA. Considering that to comply with conformance level AA, we must first comply with conformance level A. Of the 32 success criteria with accessibility problems encountered, 16 have a conformance level A and 16 have a conformance level AA, as shown below:

- **Conformance level A**
 - 1) 1.1.1 Non-text Content Level A
 - 2) 1.3.1 Info and Relationships Level A
 - 3) 1.3.2 Meaningful Sequence Level A
 - 4) 1.3.3 Sensory Characteristics Level A
 - 5) 1.4.1 Use of Color Level A
 - 6) 2.2.2 Pause, Stop, Hide Level A
 - 7) 2.3.1 Three Flashes or Below Threshold Level A
 - 8) 2.4.1 Bypass Blocks Level A
 - 9) 2.4.2 Page Titled Level A
 - 10) 2.4.3 Focus Order Level A
 - 11) 2.4.4 Link Purpose (In Context) Level A
 - 12) 2.5.3 Label in Name Level A (Added in 2.1)
 - 13) 3.2.1 On Focus Level A
 - 14) 3.3.1 Error Identification Level A
 - 15) 3.3.2 Labels or Instructions Level A
 - 16) 4.1.2 Name, Role, Value Level A

⁵<https://doi.org/10.21227/f6b0-g496>

TABLE 3. Results of the accessibility evaluation of the HCI web portal with Axe and HTMLCS.

ID	Axe			HTMLCS		
	E	W	N	E	W	N
HCI-1	16	4	0	3	36	129
HCI-2	16	2	0	3	32	99
HCI-3	16	2	0	3	42	113
HCI-4	16	3	0	3	55	104
HCI-5	16	2	0	3	31	112
HCI-6	16	2	0	3	31	112
HCI-7	16	2	0	3	31	99
HCI-8	45	3	0	32	40	104
HCI-9	16	2	0	3	31	103
HCI-10	29	3	0	16	40	101
HCI-11	45	3	0	32	41	105
HCI-12	49	3	0	36	41	106
HCI-13	16	2	0	3	31	97
HCI-14	16	2	0	3	40	109
HCI-15	16	2	0	3	31	97
HCI-16	16	3	0	3	31	132
Total	360	40	0	152	584	1,722

E=Error, W=Warning, N=Notice.

• Conformance level AA

- 1) 1.3.5 Identify Input Purpose Level AA (Added in 2.1)
- 2) 1.4.3 Contrast (Minimum) Level AA
- 3) 1.4.4 Resize text Level AA
- 4) 1.4.5 Images of Text Level AA
- 5) 1.4.10 Reflow Level AA (Added in 2.1)
- 6) 1.4.11 Non-text Contrast Level AA (Added in 2.1)
- 7) 1.4.12 Text Spacing Level AA (Added in 2.1)
- 8) 1.4.13 Content on Hover or Focus Level AA (Added in 2.1)
- 9) 2.4.5 Multiple Ways Level AA
- 10) 2.4.6 Headings and Labels Level AA
- 11) 2.4.7 Focus Visible Level AA
- 12) 3.1.2 Language of Parts Level AA
- 13) 3.2.3 Consistent Navigation Level AA
- 14) 3.2.4 Consistent Identification Level AA
- 15) 3.3.3 Error Suggestion Level AA
- 16) 3.3.4 Error Prevention (Legal, Financial, Data) Level AA

4) PLANNING SOLUTIONS

a: ELABORATE LIST OF SOLUTIONS

The solution plan allows developers to guide and verify compliance with each success criterion with its compliance levels. In the HCI web portal, found 32 accessibility problems in the WCAG 2.1 success criteria. It should emphasize that the errors, warnings, and notices detected with the Axe and HTMLCS evaluation tools are considered accessibility problems. For this, we determined a KPI for each success criterion for compliance. The solution plan by success criteria, problem causes, KPIs, and priority for the HCI web portal is available in our IEEE DataPort.

b: IDENTIFY PRIORITIES

Priorities are defined according to conformance levels A and AA. Success criteria with conformance level A are classified as priority 3 (red color), and success criteria with conformance level AA are classified as priority 2 (yellow color). The KPIs according to their priorities are available in our IEEE DataPort.

c: ELABORATE ACTION PLAN

In the action plan based on the KPIs (What?), determined the links for the understanding of the success criteria (techniques and failures) (How?). Then, determined the person responsible (Who?) for correcting accessibility problems for each success criterion (HCI web portal responsible). Also, the start and end dates (When?) for the fulfillment of each of the KPIs and the necessary resources (human and technological) (With what?) were defined. Table 4 shows the action plan for its implementation. This research is justified (Why?) in the first and second transitory of the Ecuadorian technical regulation RTE INEN 288 “accessibility to web content”. In addition, making the web accessible benefits individuals, businesses, and society [2].

B. PHASE II - DO

1) IMPLEMENT SOLUTIONS

a: EXECUTE ACTION PLAN

The HCI web portal is developed using the WordPress Eimare theme. This theme incorporates accessibility, thus enabling the development of more inclusive websites. Also, it has a built-in Accessibility Helper Sidebar for the navigation of people with disabilities. However, 32 accessibility problems have been found in the HCI web portal. For this reason, the action plan has been implementation, which has been carried out from June 1 to June 29, 2021.

The correction of accessibility problems was carried out using the process for executing the KPIs of the action plan shown in Figure 8. First, we understood the techniques and failures of the WCAG 2.1 success criteria with accessibility problems. Then, considering the examples, we adjusted the HTML code of images, tables, contrast problems, and so on. In addition, websites were evaluated in parallel with automated online accessibility assessment tools as corrected issues. Also, at the end of the first iteration, the percentage of KPIs that had been resolved and the percentage of KPIs pending resolution were analyzed.

C. PHASE III - CHECK

1) MEASURING RESULTS

a: COLLECT AND EVALUATE RESULTS

After one iteration with the process model, the HCI portal website was re-evaluated with the pa11y1 tool to measure the results obtained. Regarding the evaluation with the Axe tool, found that corrected 339 (94.17 %) errors and no warnings and notices. Likewise, with the HTMLCS tool, 104 (68.42 %) HTML code errors, 107 (18.32 %) warnings and

TABLE 4. Action plan for HCI web portal.

KPIs (What?)	Understanding success criteria (Techniques and failures) (How?)	Who?	When?		Resources (With what?)
			Start	End	
KPI1	https://n9.cl/q6bnd	Programmer	01/06/2021	02/06/2021	Human and technological
KPI2	https://n9.cl/quoet	Programmer, Software architect	01/06/2021	02/06/2021	Human and technological
KPI3	https://n9.cl/2hkgl	Programmer, Software architect	03/06/2021	04/06/2021	Human and technological
KPI4	https://n9.cl/unutw	Programmer	05/06/2021	06/06/2021	Human and technological
KPI5	https://n9.cl/9jvnw	Programmer	06/06/2021	07/06/2021	Human and Automatic evaluation tools
KPI6	https://n9.cl/3olks	Programmer	06/06/2021	07/06/2021	Human and technological
KPI7	https://n9.cl/i1mmc	Programmer	08/06/2021	09/06/2021	Human and technological
KPI8	https://n9.cl/i0drh	Programmer	10/06/2021	11/06/2021	Human and technological
KPI9	https://n9.cl/0e08y	Programmer	12/06/2021	13/06/2021	Human and technological
KPI10	https://n9.cl/8uoh8	Programmer	14/06/2021	15/06/2021	Human and technological
KPI11	https://n9.cl/fe5qt	Programmer	16/06/2021	17/06/2021	Human and technological
KPI12	https://n9.cl/agid	Programmer	16/06/2021	17/06/2021	Human and technological
KPI13	https://n9.cl/jib1u	Programmer	16/06/2021	17/06/2021	Human and technological
KPI14	https://n9.cl/jgyoc	Programmer	18/06/2021	19/06/2021	Human and technological
KPI15	https://n9.cl/y5u0x	Programmer	20/06/2021	21/06/2021	Human and technological
KPI16	https://n9.cl/r3eab	Programmer	20/06/2021	21/06/2021	Human and technological
KPI17	https://n9.cl/b5xib	Programmer	20/06/2021	21/06/2021	Human and technological
KPI18	https://n9.cl/nsze9	Programmer	22/06/2021	23/06/2021	Human and Automatic evaluation tools
KPI19	https://n9.cl/ge5rm	Programmer	22/06/2021	23/06/2021	Human and technological
KPI20	https://n9.cl/95ti1	Programmer	22/06/2021	23/06/2021	Human and technological
KPI21	https://n9.cl/rfqpm	Programmer	23/06/2021	24/06/2021	Human and technological
KPI22	https://n9.cl/629qs	Programmer	23/06/2021	24/06/2021	Human and Automatic evaluation tools
KPI23	https://n9.cl/f9mdx	Programmer	23/06/2021	24/06/2021	Human and technological
KPI24	https://n9.cl/yvh51	Programmer	25/06/2021	26/06/2021	Human and technological
KPI25	https://n9.cl/avc0l	Programmer	25/06/2021	26/06/2021	Human and technological
KPI26	https://n9.cl/oenh9	Programmer, Responsible for the HCI web portal	25/06/2021	26/06/2021	Human and technological
KPI27	https://n9.cl/0ji3l	Programmer, Responsible for the HCI web portal	27/06/2021	28/06/2021	Human and technological
KPI28	https://n9.cl/g8ul	Programmer, Responsible for the HCI web portal	27/06/2021	28/06/2021	Human and technological
KPI29	https://n9.cl/dpts	Programmer, Responsible for the HCI web portal	27/06/2021	28/06/2021	Human and technological
KPI30	https://n9.cl/85a6n	Programmer	29/06/2021	30/06/2021	Human and technological
KPI31	https://n9.cl/tclzl	Programmer	29/06/2021	30/06/2021	Human and technological
KPI32	https://n9.cl/lo3wx	Programmer	29/06/2021	30/06/2021	Human and technological

282 (16.38 %) were corrected. The results of the evaluation with Axe and HTMLCS can be seen in Table 5.

Of the 32 KPIs identified in the action plan with accessibility problems, solved 24 KPIs by applying the continuous testing process model. The KPIs that still have accessibility problems are KPI1, KPI2, KPI9, KPI11, KPI13, KPI16, KPI17, and KPI18. In addition, in KPI2, three new sufficient techniques that have accessibility problems in the success criterion 1.3.1 need to be reviewed. These are listed below:

- 1) H42: Using h1-h6 to identify headings.
- 2) H48: Using ol, ul and dl for lists or groups of links.

- 3) H39: Using caption elements to associate data table captions with data tables.

D. PHASE IV - ACT

1) DOCUMENTING THE SOLUTION

a: PREVENT RECURRENCE OF THE PROBLEM

In summary, from the application of the continuous testing process model on the HCI portal, it was learned that all pages should have the main title, all images should have an alternative text in the alt attribute, all tables should have a caption and to avoid contrast errors, accessible colors should be used in the background and text of the page content.

TABLE 5. Results of the accessibility evaluation of the HCI web portal with Axe and HTMLCS.

ID	Axe			HTMLCS		
	E	W	N	E	W	N
HCI-1	1	4	0	3	29	112
HCI-2	2	2	0	3	26	81
HCI-3	2	2	0	3	36	95
HCI-4	1	3	0	3	47	87
HCI-5	1	2	0	3	24	94
HCI-6	1	2	0	3	24	94
HCI-7	1	2	0	3	24	81
HCI-8	3	3	0	3	30	87
HCI-9	1	2	0	3	24	85
HCI-10	1	3	0	3	35	84
HCI-11	1	3	0	3	36	88
HCI-12	1	3	0	3	36	89
HCI-13	1	2	0	3	24	79
HCI-14	1	2	0	3	33	91
HCI-15	1	2	0	3	24	79
HCI-16	2	3	0	3	25	114
Total	21	40	0	48	477	1,440

E=Error, W=Warning, N=Notice.

The four most common mistakes found that have been solved from the KPIs are the following:

- 1) In all images on the HCI web portal, an alternative text was put in the alt attributes.
- 2) All pages of the HCI web portal were checked for headings. For example, Heading <h1> should be used for main titles, followed by headings <h2>, then less essential headings <h3>, and so on.
- 3) A caption was placed on all tables of the HCI web portal.
- 4) Each page of the HCI web portal has been corrected for contrast errors with the tool “Color Contrast Accessibility Validator”.⁶

b: CONCLUSIONS

According to the results obtained from the execution of the action plan using the continuous testing process model in its first iteration, it could be seen that there are still accessibility problems. These are presented below by success criteria and conformance level:

- 1) 1.1.1 Non-text Content Level A
- 2) 1.3.1 Info and Relationships Level A
- 3) 1.3.5 Identify Input Purpose Level AA (Added in 2.1)
- 4) 1.4.3 Contrast (Minimum) Level AA
- 5) 2.4.2 Page Titled Level A
- 6) 2.4.4 Link Purpose (In Context) Level A
- 7) 3.2.1 On Focus Level A
- 8) 4.1.2 Name, Role, Value Level A

In conclusion, the pages of the HCI web portal do not comply with the second transitional provision of the Ecuadorian technical regulation RTE INEN 288 “accessibility to web content”, which states that websites must comply with WCAG 2.0 and conformance level AA. Therefore, it also

does not comply with WCAG 2.1 and conformance level AA. For compliance, a second iteration of the continuous testing process model should be carried out on the 8 KPIs that have problems.

VI. DISCUSSION

The W3C has created the WCAG-EM methodology for web accessibility evaluation. However, the results of some studies [53]–[56] in which this methodology is applied detail the accessibility problems encountered, statistical analysis, and possible solutions for the websites analyzed or a combination of these.

On the other hand, the SARS-CoV-2 pandemic has forced organizations to adapt to new business conditions by digitally transforming many processes [57]. This transformation is here to stay in organizations. Organizations have had to evolve and benefit from the expansion of the Internet and next-generation technology devices. With the increase of digital platforms, it has become imperative that web resources be fully accessible to people with disabilities [58]. Therefore, this article presents a process model for evaluating the accessibility of websites using the WCAG. It is a process model that allows any organization or entity to implement accessibility in their websites regardless of their dedication to reach a broader audience on the Web.

The process model for continuous web accessibility testing aims to constantly evaluate websites using the phases of the Deming cycle and TQM. This process model provides feedback and self-feeding from each of its iterations. Each iteration solves accessibility problems and redefines existing and new issues that are solved in a new iteration. In addition, it documents lessons learned from web accessibility problems.

The process model for continuous testing of web accessibility was corroborated for its applicability and functionality through a case study. The process model proposed after applying the case study on the HCI web portal made it possible to describe the steps to be carried out in each of its phases. This process model is composed of four phases. The first phase of the process model is the planning of the web accessibility evaluation. It contains four steps that are described below:

- 1) The first step of the planning allows us to define the accessibility problem you have in your web portals, its importance, and the version of the WCAG with which we want to evaluate it.
- 2) The second step allows to determine the current status of the websites. For this purpose, must apply each of the steps of the WCAG-EM methodology. This methodology will allow finding the accessibility problems in the analyzed websites. In the accessibility report, which is the last step of the WCAG-EM methodology, it is essential to define the accessibility problems found by principles, guidelines, and success criteria.
- 3) The third step allows determining the potential causes of accessibility found in the WCAG success criteria.

⁶<https://color.a11y.com/>

For this purpose, sufficient techniques, advisory techniques, and failures of the success criteria that have accessibility problems in the analyzed websites must be identified. The success criteria should then be classified by principles, guidelines, and levels of conformance.

- 4) The fourth step allows to elaborate the plan of solutions to the accessibility problems encountered on the websites. For this purpose, KPIs are formulated by success criteria based on the accessibility problems encountered. Also, the success criteria are prioritized according to the conformance levels A, AA, and AAA. They are taking into account that the success criteria that have the most significant criticality and impact on the websites are those of a conformance level A. Finally, in this step, the action plan is drawn up, which must contain the KPIs, the links for understanding the success criteria (techniques and failures), the person responsible, the start and end date, and the human, financial and technological resources necessary for the fulfillment of each KPI. In addition, the rationale has motivated organizations to comply with web accessibility standards in their web portals.

The second phase of the process model is to implement the action plan. It contains only one step, which is described below:

- 1) The execution of the action plan is aimed at meeting the KPIs. It is essential to understand the success criteria (techniques and failures) and take into account their examples to correct accessibility problems. Generally, a web portal uses a template that is reused for the design of each of its web pages. If this is the case when correcting an error on one web page, it must be fixed in the same way on the others. A good practice is the continuous testing of websites after changes have been made to check if the accessibility problem has been solved. Testing can be done with automatic evaluation tools, experts, end-users, assistive tools, among others. This helps to verify that the changes made are correct.

The third phase of the process model consists of measuring the results. This contains only one step, which is described below:

- 1) Measuring results consists of determining the KPIs that have not been met. In addition, explain the reasons for non-compliance, including human, economic, technological, and others.

The fourth phase of the process model consists of documenting the solutions. This phase contains only one step, which is described below:

- 1) Documentation of the solutions will allow similar accessibility problems to be corrected in future websites. In addition, the lessons learned in the previous phases will enable developers to make fewer accessibility errors in new website designs.

The objective of this process model is for organizations to continuously test the accessibility of their websites to make

them more accessible. The phases and stages of the proposed process model should be applied sequentially, as the results of one step are the basis for the next. In addition, using this process model on websites will avoid legal problems due to non-compliance with web accessibility regulations and violation of the rights of people with disabilities on the Web.

VII. LIMITATIONS OF THE STUDY

A limitation of this study is that the process model for continuous testing of web accessibility has only been applied to the case study of the HCI web portal. Therefore, this process model should be tested in different website scenarios to have a broader scope of the evaluation.

Another limitation is that the websites evaluated in the case study have not been tested with end-users. For a complete accessibility evaluation of the HCI web portal, it is necessary to check with end-users and experts.

Another limitation is evaluating the HCI web portal with two automatic tools (Axe and HTMLCS). The results of more evaluation tools could also be incorporated into the tests.

VIII. CONCLUSION AND FUTURE WORK

This research's objective was to create a process model for the continuous testing of accessibility in websites and its validation. The main results of this research are the creation and application of the process model for continuous testing of web accessibility in a case study. This process model is the adaptation of the Deming cycle, the WCAG-EM methodology, and TQM. The Deming cycle allows the organization the activities in each of its phases. The WCAG-EM methodology determines the current situation of the websites and their problems, and the TQM contemplates all the activities that must carry out until reaching the conclusions. The purpose of this process model is to meet accessibility standards on websites over time through continuous testing. In addition, this model is flexible to new versions of the WCAG. Also, it allows the accessibility of websites to be evaluated with automatic evaluation tools, end-users, experts, etc. In the same way, it allows to continuously evaluate, monitor, and provide feedback on compliance with accessibility rules, policies, and standards on websites.

After the development of the process model, verified its feasibility utilizing a case study. The case study was conducted on the HCI web portal, evaluated with the automatic evaluation tools Axe and HTMLCS, finding 32 accessibility problems in the WCAG 2.1 success criteria with conformance levels A and AA. These accessibility problems were considered KPIs to be solved in the Solution Plan and Action Plan. Considering the accessibility problems, we understood the techniques and failures of the success criteria and their examples, which solved the issues in the HTML and CSS code of the HCI web portal. The results showed that out of the 32 KPIs, solved 24 in the first iteration of the process model. These results corroborated the viability of the process model, as it improved the accessibility of the HCI web portal by 75 %. This verification was done by re-evaluating the HCI

web portal with the same automatic evaluation tools applied at the beginning.

The implementation of accessibility in websites will make the services or products offered by organizations reach a more significant number of users. For this, programmers or website developers must work more closely with the WCAG to improve accessibility and usability [26]. This can be achieved by using the process model for continuous testing of web accessibility, which guides step by step and sequentially what is being done in each of its phases. This sequence links regulations, resources, and information. In addition, this process model can have an infinite cycle of iterations to keep websites accessible through continuous accessibility testing.

As future work, we plan to adapt the process model to different working groups according to their components and groups of people. In addition, as another future work we plan to adapt the proposed method for the development of accessible mobile applications. Also, as another future work we plan to create a process model for web accessibility compliance in electronic documents before their publication on the web.

REFERENCES

- [1] H. S. Lawton and L. McGee, *Accessibility*. Cambridge, MA, USA: World Wide Web Consortium, 2019. [Online]. Available: <https://www.w3.org/standards/webdesign/accessibility>
- [2] H. Shawn Lawton, *Introduction to Web Accessibility*. Cambridge, MA, USA: World Wide Web Consortium, 2019. [Online]. Available: <https://www.w3.org/WAI/fundamentals/accessibility-intro/>
- [3] L. Seeman-Horwitz, R. Bradley Montgomery, S. Lee, and R. Ran, *Making Content Usable for People with Cognitive and Learning Disabilities*. Cambridge, MA, USA: World Wide Web Consortium, 2021. [Online]. Available: <https://www.w3.org/TR/coga-usable/>
- [4] H. S. Lawton, *Web Content Accessibility Guidelines (WCAG) Overview*. Cambridge, MA, USA: World Wide Web Consortium, 2021. [Online]. Available: <https://www.w3.org/WAI/standards-guidelines/wcag/>
- [5] M. J. Mueller, R. Jolly, and E. Eggert, *Web Accessibility Laws & Policies*. Cambridge, MA, USA: World Wide Web Consortium, 2018. [Online]. Available: <https://www.w3.org/WAI/policies/>
- [6] *Summary World Report on Disability*, World Health Organization, Geneva, Switzerland, 2011. [Online]. Available: <https://cutt.ly/ZrDBPje>
- [7] *Ageing and Disability*, United Nations, San Francisco, CA, USA, 2017. [Online]. Available: <https://n9.ci/h7jyz>
- [8] *Disability and Health*, World Health Organization, Geneva, Switzerland, 2020. [Online]. Available: <https://www.who.int/news-room/fact-sheets/detail/disability-and-health>
- [9] W. E. Deming, *The New Economics for Industry, Government*, 2nd ed. Cambridge, MA, USA: MIT Press, 2000.
- [10] E. Velleman and S. Abou-Zahra (Jul. 2014). *Website Accessibility Conformance Evaluation Methodology (WCAG-EM) 1.0*. [Online]. Available: <https://www.w3.org/TR/WCAG-EM/>
- [11] G. J. Yu, M. Park, and K. H. Hong, "A strategy perspective on total quality management," *Total Qual. Manage. Bus. Excellence*, vol. 31, nos. 1–2, pp. 68–81, Dec. 2017, doi: [10.1080/14783363.2017.1412256](https://doi.org/10.1080/14783363.2017.1412256).
- [12] T. Hardjono and E. van Kemenade, *The Empirical Paradigm, Reference Paradigm, Reflective Paradigm*. Cham, Switzerland: Springer, 2020, pp. 67–89, doi: [10.1007/978-3-030-58096-4_6](https://doi.org/10.1007/978-3-030-58096-4_6).
- [13] J. Fonseca, R. Violette, S. K. Houle, L. Dolovich, L. M. McCarthy, and N. M. Waite, "Helping Unlock Better Care (HUBIC) using quality improvement science in community pharmacies—An implementation method," *Res. Social Administ. Pharmacy*, vol. 17, no. 3, pp. 572–577, Mar. 2021, doi: [10.1016/j.sapharm.2020.05.006](https://doi.org/10.1016/j.sapharm.2020.05.006).
- [14] H. Tibeihaho, C. Nkolo, R. A. Onzima, F. Ayebare, and D. K. Henriksson, "Continuous quality improvement as a tool to implement evidence-informed problem solving: Experiences from the district and health facility level in Uganda," *BMC Health Services Res.*, vol. 21, no. 83, pp. 1–11, Jan. 2021, doi: [10.1186/s12913-021-06061-8](https://doi.org/10.1186/s12913-021-06061-8).
- [15] N. Baporikar, "Business process management," *Int. J. Prod. Manage. Assessment Technol.*, vol. 4, no. 2, pp. 49–62, Dec. 2016, doi: [10.4018/ijpmat.2016070104](https://doi.org/10.4018/ijpmat.2016070104).
- [16] T. Hardjono and E. van Kemenade, "Quality defined and the values concept," in *The Emergence Paradigm in Quality Management*. Cham, Switzerland: Springer, 2020, pp. 9–28, doi: [10.1007/978-3-030-58096-4_2](https://doi.org/10.1007/978-3-030-58096-4_2).
- [17] W. E. Lewis, *Software Testing and Continuous Quality Improvement*, 2nd ed. Berlin, Germany: Auerbach, 2005.
- [18] International Organization for Standardization. (2015). *ISO 9001:2015 Quality Management Systems*. [Online]. Available: <https://www.iso.org/obp/ui/#iso:std:iso:9001:ed-5:v1:en>
- [19] W. E. Lewis, *PDCA/Test*, 1st ed. Berlin, Germany: Auerbach, 2020.
- [20] W. Chisholm, G. Vanderheiden, and I. Jacobs, *Web Content Accessibility Guidelines (WCAG) 1.0*. Cambridge, MA, USA: World Wide Web Consortium, 1999. [Online]. Available: <https://www.w3.org/TR/WAI-WEBCONTENT/>
- [21] B. Caldwell, M. Cooper, L. G. Reid, and G. Vanderheiden, *Web Content Accessibility Guidelines (WCAG) 2.0*. Cambridge, MA, USA: World Wide Web Consortium, 2008. [Online]. Available: <https://www.w3.org/TR/WCAG20/>
- [22] A. Kirkpatrick, J. O. Connor, A. Campbell, and M. Cooper, *Web Content Accessibility Guidelines (WCAG) 2.1*. Cambridge, MA, USA: World Wide Web Consortium, 2018. [Online]. Available: <https://www.w3.org/TR/WCAG21/>
- [23] A. Kirkpatrick, A. Campbell, and M. Cooper, *Web Content Accessibility Guidelines (WCAG) 2.2*. Cambridge, MA, USA: World Wide Web Consortium, 2020. [Online]. Available: <https://www.w3.org/TR/WCAG22/>
- [24] J. Spellman, R. Montgomery, S. Lauriat, and M. Cooper, *Web Content Accessibility Guidelines 3.0*. Cambridge, MA, USA: World Wide Web Consortium, 2021. [Online]. Available: <https://www.w3.org/TR/wcag-3.0/>
- [25] A. Nuñez, A. Moquillaza, and F. Paz, "Web accessibility evaluation methods: A systematic review," in *Design, User Experience, and Usability: Practice and Case Studies*, vol. 11586, A. Marcus and W. Wang, Eds. Cham, Switzerland: Springer, 2019, pp. 226–237, doi: [10.1007/978-3-030-23535-2_17](https://doi.org/10.1007/978-3-030-23535-2_17).
- [26] M. Campoverde-Molina, S. Luján-Mora, and L. Valverde Garcñ, "Empirical studies on web accessibility of educational websites: A systematic literature review," *IEEE Access*, vol. 8, pp. 91676–91700, 2020, doi: [10.1109/ACCESS.2020.2994288](https://doi.org/10.1109/ACCESS.2020.2994288).
- [27] M. Arrue, X. Valencia, J. E. Pérez, L. Moreno, and J. Abascal, "Inclusive web empirical studies in remote and in-situ settings: A user evaluation of the RemoTest platform," *Int. J. Hum.-Comput. Interact.*, vol. 35, no. 7, pp. 568–583, Apr. 2019, doi: [10.1080/10447318.2018.1473941](https://doi.org/10.1080/10447318.2018.1473941).
- [28] J. Brewer, *Using Combined Expertise to Evaluate Web Accessibility*. Cambridge, MA, USA: World Wide Web Consortium, 2019. [Online]. Available: <https://www.w3.org/WAI/test-evaluate/combined-expertise/>
- [29] M. Nardo, D. Forino, and T. Murino, "The evolution of man-machine interaction: The role of human in Industry 4.0 paradigm," *Prod. Manuf. Res.*, vol. 8, no. 1, pp. 20–34, 2020, doi: [10.1080/21693277.2020.1737592](https://doi.org/10.1080/21693277.2020.1737592).
- [30] A. Permiana, H. H. Purba, and N. D. Rizkiyah, "A systematic literature review of Total Quality Management (TQM) implementation in the organization," *Int. J. Prod. Manage. Eng.*, vol. 9, no. 1, pp. 25–36, 2021, doi: [10.4995/ijpme.2021.13765](https://doi.org/10.4995/ijpme.2021.13765).
- [31] L. Xu-Xiang and W.-N. Zhang, "The PDCA-based software testing improvement framework," in *Proc. Int. Conf. Apperceiving Comput. Intell. Anal.*, Dec. 2010, pp. 490–494, doi: [10.1109/ICACIA.2010.5709948](https://doi.org/10.1109/ICACIA.2010.5709948).
- [32] J. Ning, Z. Chen, and G. Liu, "PDCA process application in the continuous improvement of software quality," in *Proc. Int. Conf. Comput., Mechatronics, Control Electron. Eng.*, vol. 1, Aug. 2010, pp. 61–65, doi: [10.1109/CMCE.2010.5609635](https://doi.org/10.1109/CMCE.2010.5609635).
- [33] N. Ji, "Continuous quality improvement (CQI) model based on knowledge management for software enterprise," in *Proc. Int. Conf. Inf. Manage., Innov. Manage. Ind. Eng.*, Nov. 2011, pp. 247–251, doi: [10.1109/ICIII.2011.64](https://doi.org/10.1109/ICIII.2011.64).
- [34] T. L. H. Nguyen and K. Nagase, "The influence of total quality management on customer satisfaction," *Int. J. Healthcare Manage.*, vol. 12, no. 4, pp. 277–285, Jul. 2019, doi: [10.1080/20479700.2019.1647378](https://doi.org/10.1080/20479700.2019.1647378).
- [35] C. Busu and M. Busu, "The impact of applying the total quality management model on the performance of the Telecom organizations in Romania," *Amfiteatru Econ.*, vol. 19, no. 11, pp. 1035–1049, Nov. 2017.

- [36] K. Kous, S. Kuhar, M. Pavlinek, and M. Heriäko, "Web accessibility investigation of Slovenian municipalities' websites before and after the adoption of European Standard EN 301 549," *Universal Access Inf. Soc.*, vol. 20, pp. 595–615, Jul. 2020, doi: [10.1007/s10209-020-00732-9](https://doi.org/10.1007/s10209-020-00732-9).
- [37] M. Perry and S. Twohig, "The growing tide of ADA website accessibility litigation is washing ashore in Massachusetts," *MassBar Assoc.*, Boston, MA, USA, Tech. Rep., 2020, pp. 1–5.
- [38] H. Villafuerte, G. Viacava, and C. Raymundo, "Continuous improvement model for inventory planning applying MRP II in small and medium sized enterprises," in *Human Interaction and Emerging Technologies* (Advances in Intelligent Systems and Computing), vol. 1018. Cham, Switzerland: Springer, Feb. 2020, pp. 842–848, doi: [10.1007/978-3-030-25629-6_132](https://doi.org/10.1007/978-3-030-25629-6_132).
- [39] A. Hinderks, M. Schrepp, F. J. D. Mayo, M. J. Escalona, and J. Thomaszewski, "Developing a UX KPI based on the user experience questionnaire," *Comput. Standards Interface*, vol. 65, pp. 38–44, Jan. 2019, doi: [10.1016/j.csi.2019.01.007](https://doi.org/10.1016/j.csi.2019.01.007).
- [40] H. S. Lawton, *WCAG 2 Documents*. Cambridge, MA, USA: World Wide Web Consortium, 2018. [Online]. Available: <https://www.w3.org/WAI/standards-guidelines/wcag/docs/#techniques-for-wcag-2>
- [41] R. Pietrantuono, A. Bertolino, G. De Angelis, B. Miranda, and S. Russo, "Towards continuous software reliability testing in devops," in *Proc. IEEE/ACM 14th Int. Workshop Autom. Softw. Test (AST)*, May 2019, pp. 21–27, doi: [10.1109/AST.2019.00009](https://doi.org/10.1109/AST.2019.00009).
- [42] International Organization for Standardization. (2005). *ISO/IEC 25000:2005 Software Engineering—Software Product Quality Requirements and Evaluation (SQuaRE)—Guide to SQuaRE*. [Online]. Available: <https://www.iso.org/obp/ui/es/#iso:std:iso-iec:25000:ed-1:v1:en>
- [43] *Sustainable Development Goals*, United Nations, San Francisco, CA, USA, 2020. [Online]. Available: <https://sustainabledevelopment.un.org/>
- [44] (Jul. 2020). *Consejo Nacional Para la Igualdad de Discapacidades, Estadísticas de Discapacidad—Consejo Nacional Para la Igualdad de Discapacidades*. [Online]. Available: <https://acortar.link/rPINf>
- [45] Asamblea Nacional. (Aug. 2018). *Ley Orgánica de Educación Superior, República del Ecuador*. [Online]. Available: <https://acortar.link/sJO9B>
- [46] K. Ordoñez, J. Hilera, and S. Cueva, "Model-driven development of accessible software: A systematic literature review," *Universal Access Inf. Soc.*, vol. 2020, pp. 1–30, Jun. 2020.
- [47] *Convention on the Rights of Persons with Disabilities—Articles*, United Nations, San Francisco, CA, USA, 2006. [Online]. Available: <http://cort.as/-G1qK>
- [48] (Jan. 2014). *Instituto Ecuatoriano de Normalización, Tecnología de la Información—Directrices de Accesibilidad Para el Contenido Web Del W3C (WCAG) 2.0*. [Online]. Available: <https://acortar.link/k9Y14>
- [49] Servicio Ecuatoriano de Normalización Reglamento Técnico Ecuatoriano RTE INEN 288. (Jan. 2016). *Accesibilidad Para El Contenido Web*. [Online]. Available: <https://acortar.link/lhGG1>
- [50] E. Eggert and S. Abou-Zahra, *Web Accessibility Evaluation Tools List*. Cambridge, MA, USA: World Wide Web Consortium, 2016. [Online]. Available: <https://www.w3.org/WAI/ER/tools/>
- [51] GDS Accessibility Team. (Apr. 2018). *Accessibility Tools Audit Results—Overview*. [Online]. Available: <https://alphagov.github.io/accessibility-tool-audit/index.html>
- [52] E. Eggert and S. Abou-Zahra, *How to Meet WCAG (Quick Reference)*. Cambridge, MA, USA: World Wide Web Consortium, 2019. [Online]. Available: <https://www.w3.org/WAI/WCAG21/quickref/>
- [53] P. Acosta-Vargas and T. Acosta, "Framework for accessibility evaluation of hospital websites," in *Proc. Int. Conf. E-Democracy E-Government (ICEDEG)*, Apr. 2018, pp. 9–15, doi: [10.1109/ICEDEG.2018.8372368](https://doi.org/10.1109/ICEDEG.2018.8372368).
- [54] R. L. Ochoa and D. M. Crovi, "Evaluation of accessibility in Mexican cybermedia," *Universal Access Inf. Soc.*, vol. 18, no. 2, pp. 413–422, Jun. 2019, doi: [10.1007/s10209-018-0613-9](https://doi.org/10.1007/s10209-018-0613-9).
- [55] M. Campoverde-Molina, S. Luján-Mora, and L. Valverde, "Web accessibility analysis of the universities and polytechnic schools of Ecuador applying the standard NTE INEN ISO/IEC 40500:2012," *Revista Iberica Sistemas Technol. Inf.*, vol. 2019, no. 22, pp. 53–68, Mar. 2019.
- [56] E. Fernández-Díaz, P. P. Iglesias-Sánchez, and C. Jambriño-Maldonado, "Exploring WHO communication during the COVID 19 pandemic through the WHO website based on W3C guidelines: Accessible for all?" *Int. J. Environ. Res. Public Health*, vol. 17, no. 16, Jun. 2020, doi: [10.3390/ijerph17165663](https://doi.org/10.3390/ijerph17165663).
- [57] M. Vučeković and K. Gavrilović, "Digital transformation and evolution of business models," *IPSI BGD Trans. Internet Res.*, vol. 17, no. 1, pp. 29–35, Jan. 2021.

- [58] K. S. Kuppusamy and V. Balaji, "Evaluating web accessibility of educational institutions websites using a variable magnitude approach," *Universal Access Inf. Soc.*, vol. 2021, pp. 1–10, May 2021.



MILTON CAMPOVERDE-MOLINA received the master's degree in university teaching and the master's degree in evaluation and audit of technological systems from Armed Forces University—ESPE, Ecuador, in 2014 and 2015, respectively. He is currently pursuing the Ph.D. degree in information and communication technologies with the University of the Balearic Islands. In recent years, he has been involved in web accessibility research. He obtained the titles: System Analyst and Technologist, and Systems Engineering from the Academic Unit of Information and Communication Technologies, Catholic University of Cuenca, Ecuador, in 2007 and 2009, respectively, where he is currently a Tenured Professor. He is the author of chapters of books and articles published in several journals. His main research topics include web accessibility, education, and software engineering.



SERGIO LUJÁN-MORA received the Computer Science and Engineering degree from the University of Alicante, Spain, in 1998, and the Ph.D. degree in computer engineering from the Department of Software and Computing Systems, University of Alicante, in 2005. He is currently a Senior Lecturer with the Department of Software and Computing Systems, University of Alicante. In recent years, he has focused on E-learning, massive open online courses (MOOCs), open educational resources (OERs), and the accessibility of video games. He is the author of several books, many published articles in various conferences, including ER, UML, and DOLAP, and high-impact journals, including *DKE*, *JCIS*, *JDBM*, *JEER*, *JIS*, *JWE*, *IJEE*, and *UAIS*. His main research interests include web applications and web development, and web accessibility and usability.



LLORENÇ VALVERDE received the bachelor's degree in mathematics from the University of Barcelona, in 1976, and the Ph.D. degree in computer science from the Polytechnic University of Catalonia, in 1982. He was the Director of the Mathematics and Informatics Department, from 1994 to 2003. From January 2006 to July 2013, he was the Technology Vice-Chancellor of the Open University of Catalonia. In 1985, he received the Barcelona Prize for Studies and Research in Cognitive Science and Logic, while he was a Professor with the Polytechnic University of Catalonia, from which he became a Full Professor, in 1988. He has been a Full Professor with the University of the Balearic Islands, since 1989. He has carried out several research stays in universities and centers in Europe and the USA. His research activity has focused on the study of models by the approximate reasoning and by default. He is an author and coauthor of numerous scientific articles and an editor of several books. His teaching activity has focused primarily on subjects related to mathematical methods, taught in the studies of architecture, informatics, and mathematics. He regularly collaborates in the media and has published several works on the new relations between technology, culture, and education established by the digitalization and expansion of the Internet. He is the author of several scientific-technical dissemination books.

• • •